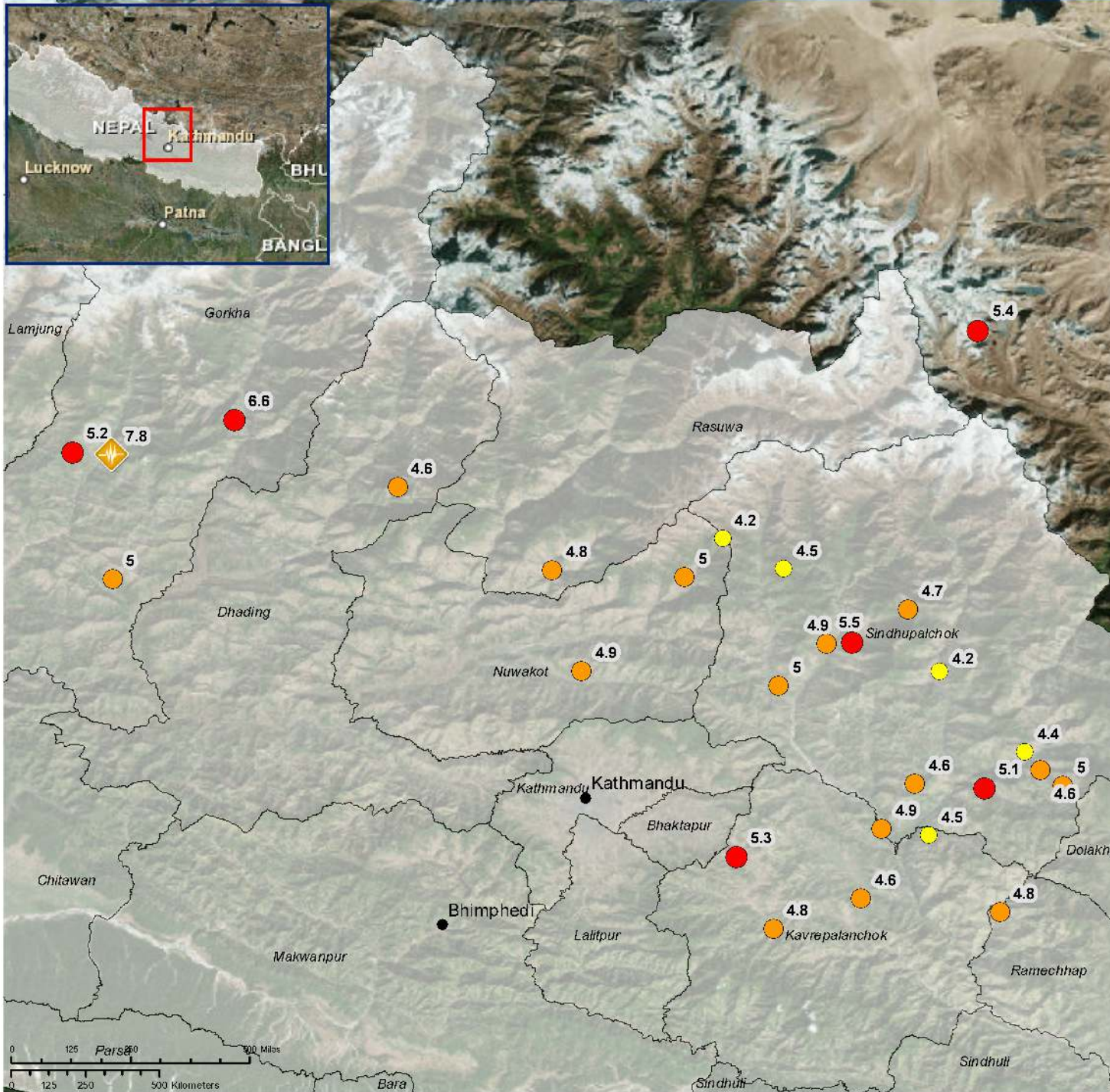


# 7.8 Earthquake - Lamjung, Nepal - Aftershocks and PDC Global RVA

25 April 2015 1900UTC PDC - EQ7.8 - 002



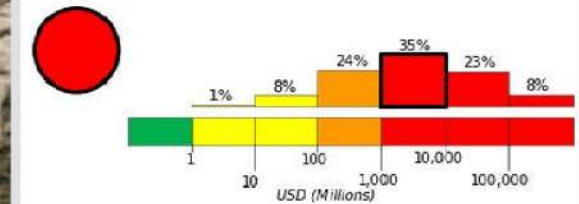
## Recent Earthquakes

- Magnitude**
- Less than 4.0
  - 4.0 - 4.5
  - 4.5 - 5.0
  - Greater than 5.0
  - ◆ 7.8 Epicenter
  - Districts

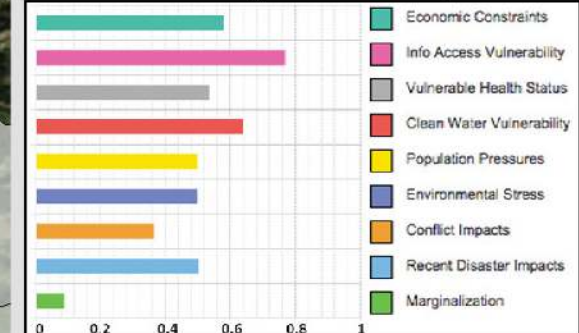


## USGS Pager Information

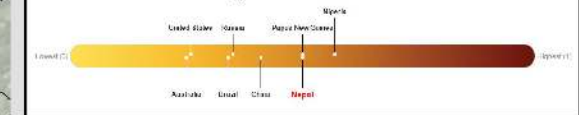
### Estimated Economic Losses



## PDC Vulnerability Index for Nepal



Based on the PDC Global Risk and Vulnerability Assessment, Nepal ranks 72nd out of 172 countries based on the Vulnerability Index with 1 being the most vulnerable. See below:



The delineation of political boundaries, and associated data shown here do not imply endorsement by the Pacific Disaster Center.

Produced By: Pacific Disaster Center  
 Product Created: 4/25/2015  
 Source Data: ESI, USGS, PDC Global RVA  
 Projection: Mercator Datum WGS84

<http://www.pdc.org> - [response@pdc.org](mailto:response@pdc.org)

