



# JAMAICA

## NATIONAL DISASTER PREPAREDNESS BASELINE ASSESSMENT PARISH PROFILE – TRELAWNY

## Trelawny: Risk

Trelawny ranks **8<sup>th</sup>** out of **14** on the Multi-Hazard Risk Index with a score of **0.528**. Trelawny has low Multi-Hazard Exposure, moderate Vulnerability, and moderate Coping Capacity (see Figure 1). The Parish ranks 10<sup>th</sup> in Multi-Hazard Exposure, 8<sup>th</sup> in Vulnerability, and 6<sup>th</sup> in Coping Capacity.

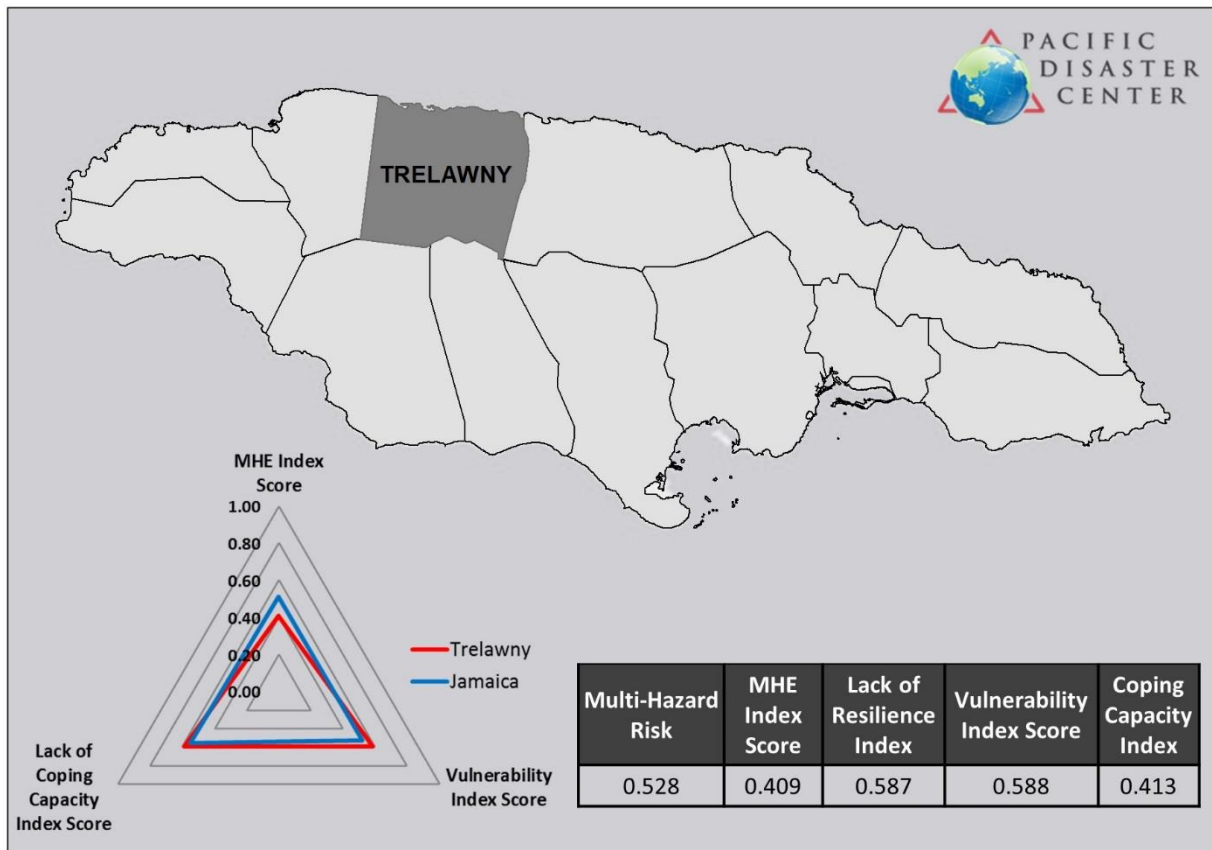


Figure 1. Risk scores for the parish of Trelawny

## Trelawny: Lack of Resilience

Trelawny ranks **7<sup>th</sup>** of **14** on the Lack of Resilience Index with a score of **0.587** (see Table 1). Trelawny's score and ranking are due to its moderate Vulnerability and Coping Capacity. The Parish ranks 8<sup>th</sup> in Vulnerability and 6<sup>th</sup> in Coping Capacity.

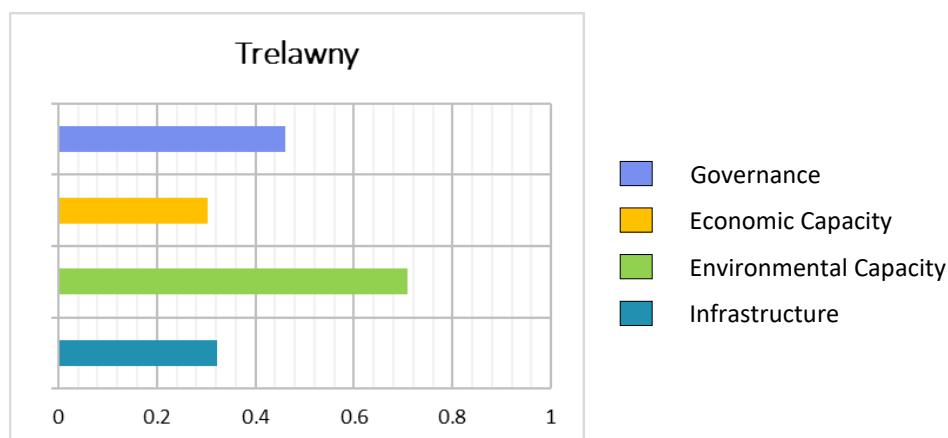
The three thematic areas with the weakest relative scores for the Parish of Trelawny are: **Clean Water Vulnerability, Information Access Vulnerability, and Transportation Infrastructure.**

*Table 1. Lack of Resilience Index and Component scores for Trelawny*

Index	Trelawny	
	Score	Rank
Lack of Resilience	0.587	7
<b>Components</b>		
Vulnerability	0.588	8
Coping Capacity	0.413	6

## Trelawny: Coping Capacity

Trelawny's Coping Capacity ranks **6<sup>th</sup>** out of **14** with a score of **0.413**. The thematic areas with the weakest relative scores are **Infrastructure (especially Transportation)** and **Economic Capacity** (refer to Figure 2 and Table 2). These two thematic areas appear to constrain Coping Capacity within this parish.



*Figure 2. Coping Capacity subcomponents for Trelawny*

Table 2. Coping Capacity Index, subcomponent and sub-index scores for Trelawny

Index	Trelawny	
	Score	Rank
Coping Capacity	0.413	6
<b>Subcomponents</b>		
Governance	0.461	7
Economic Capacity	0.304	8
Environmental Capacity	0.710	2
Infrastructure	0.322	12
<b>Infrastructure Sub-indices</b>		
Health Care	0.428	6
Transportation	0.113	14
Communications	0.425	10

## Trelawny: Vulnerability

Trelawny ranks **8<sup>th</sup>** out of **14** on the Vulnerability Index with a score of **0.588**. Vulnerability in Trelawny is strongly influenced by **Clean Water Vulnerability, Information Access Vulnerability, and Vulnerable Health Status** subcomponent scores. Refer to Table 3 and Figure 3.

Table 3. Vulnerability Index and subcomponent index scores for Trelawny

Index	Trelawny	
	Score	Rank
Vulnerability	0.588	8
<b>Subcomponents</b>		
Economic Constraints	0.554	6
Info Access Vulnerability	0.805	1
Vulnerable Health Status	0.656	3
Clean Water Vulnerability	0.875	3
Environmental Stress	0.402	11
Recent Disaster Impacts	0.272	13
Gender Inequality	0.549	7

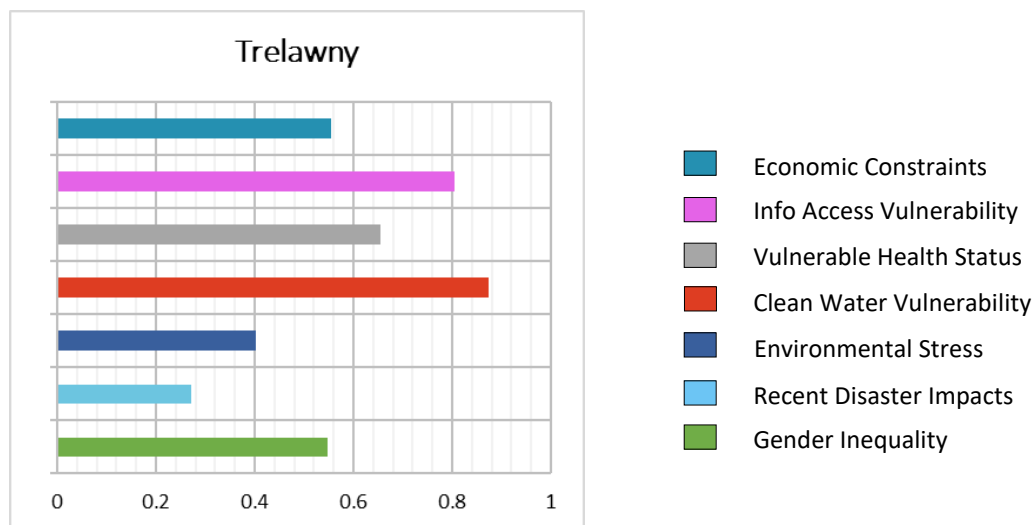


Figure 3. Vulnerability subcomponents for Trelawny

### Trelawny: Multi-Hazard Exposure

Trelawny ranks **10<sup>th</sup>** out of **14** on the Multi-Hazard Exposure index with a score of **0.409** (refer to Table 4). A significant proportion of the population is exposed to **tropical cyclone, seismic activity, landslides, coastal flood, and inland flood**. Refer to Figure 4 and Figure 5.

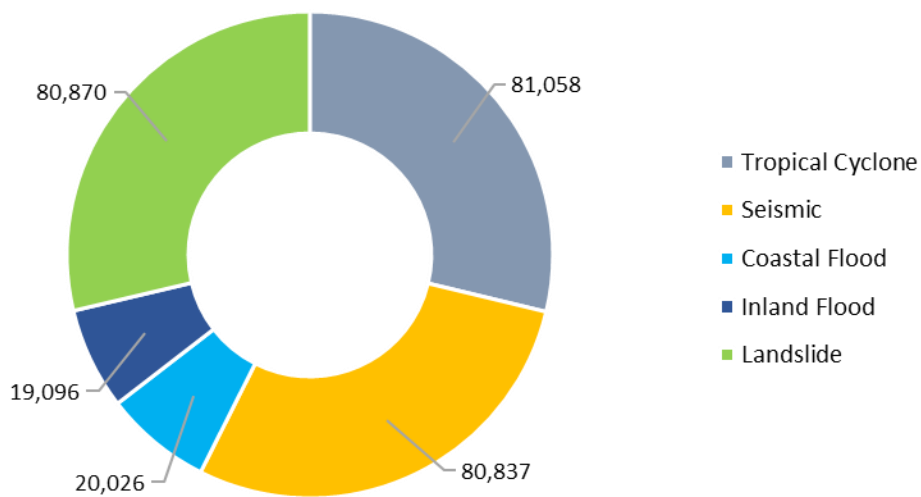


Figure 4. Raw population exposure by hazard type for Trelawny

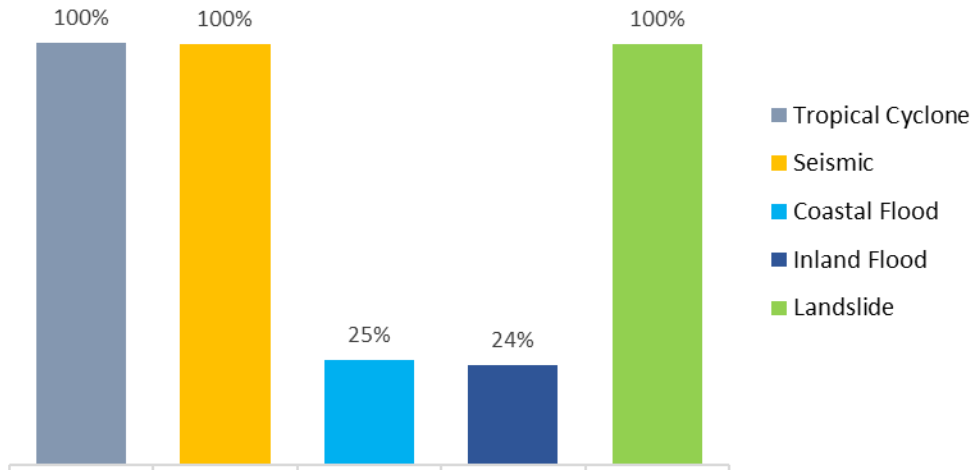


Figure 5. Percent population exposure to hazard type for Trelawny

Table 4. Multi-Hazard Exposure Index, Raw and Relative Exposure Index scores for Trelawny

Index	Trelawny	
	Score	Rank
Multi-Hazard Exposure	0.409	10
<b>Subcomponents</b>		
Raw Exposure	0.138	13
Relative Exposure	0.679	7