



JAMAICA

NATIONAL DISASTER PREPAREDNESS BASELINE ASSESSMENT PARISH PROFILE – SAINT ANN

Saint Ann: Risk

Saint Ann ranks 5th out of 14 on the Multi-Hazard Risk Index with a score of **0.566**. Saint Ann's score and ranking are primarily driven by the combination of moderate Multi-Hazard Exposure and very low Coping Capacity (see Figure 1). The Parish ranks 7th in Multi-Hazard Exposure, 9th in Vulnerability, and 12th in Coping Capacity.

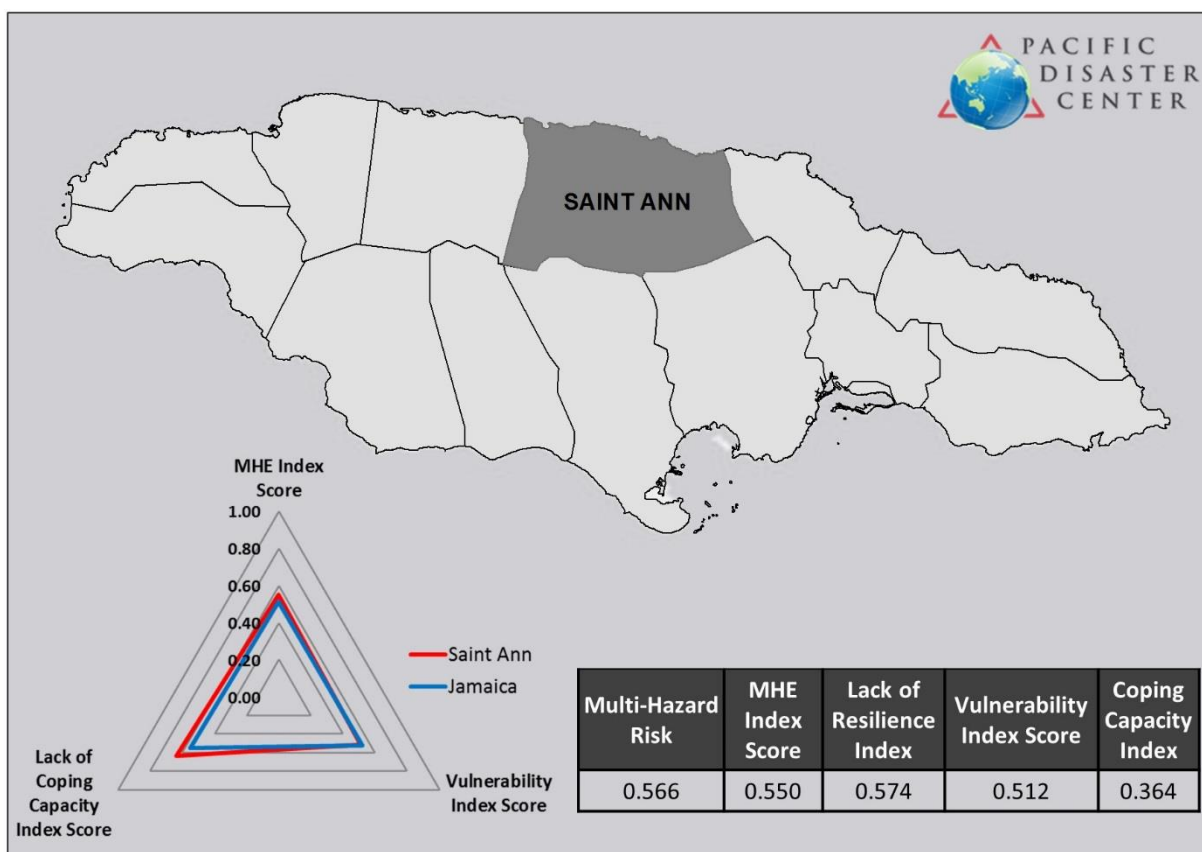


Figure 1. Risk scores for the parish of Saint Ann

Saint Ann: Lack of Resilience

Saint Ann ranks **8th** of **14** on the Lack of Resilience Index with a score of **0.574**. Saint Ann's score and ranking are due to its very low Coping Capacity. The Parish ranks 9th in Vulnerability and 12th in Coping Capacity (see Table 1).

The three thematic areas with the weakest relative scores for Saint Ann Parish: **Environmental Capacity**, **Economic Capacity**, and **Infrastructure**.

Table 1. Lack of Resilience Index and Component scores for Saint Ann

Index	Saint Ann	
	Score	Rank
Lack of Resilience	0.574	8
Components		
Vulnerability	0.512	9
Coping Capacity	0.364	12

Saint Ann: Coping Capacity

Saint Ann's Coping Capacity ranks **12th** out of **14** with a score of **0.364**. Saint Ann exhibits relatively low scores across all Coping Capacity subcomponents (refer to Table 2 and Figure 2). The thematic areas with the weakest relative scores are **Environmental Capacity**, **Economic Capacity**, and **Infrastructure**. Weaknesses in these thematic areas appear to constrain Coping Capacity within this parish.

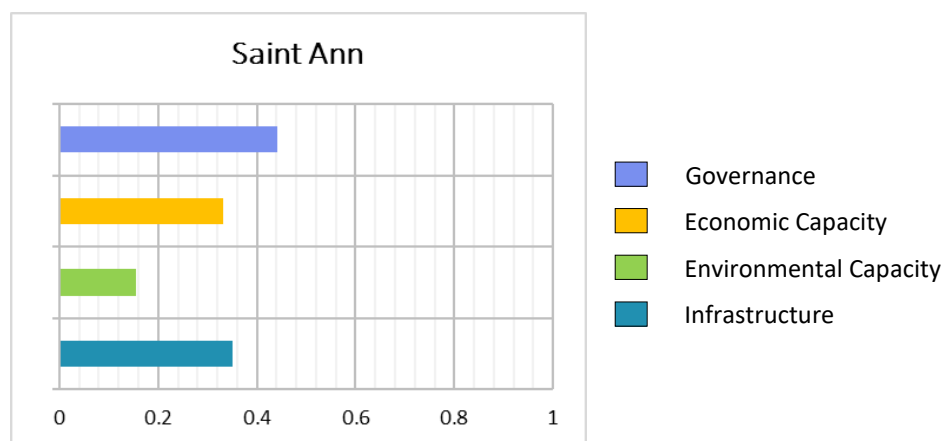


Figure 2. Coping Capacity subcomponents for Saint Ann

Table 2. Coping Capacity Index, subcomponent and sub-index scores for Saint Ann

Index	Saint Ann	
	Score	Rank
Coping Capacity	0.364	12
Subcomponents		
Governance	0.441	8
Economic Capacity	0.331	7
Environmental Capacity	0.156	11
Infrastructure	0.352	11
Infrastructure Sub-indices		
Health Care	0.327	11
Transportation	0.278	10
Communications	0.450	9

Saint Ann: Vulnerability

Saint Ann ranks 9th out of 14 on the Vulnerability Index with a score of **0.512**. While Vulnerability in Saint Ann is relatively low, the Index is influenced by **Gender Inequality, Environmental Stress, and Clean Water Vulnerability** subcomponent scores (Refer to Table 3 and Figure 3).

Table 3. Vulnerability Index and subcomponent index scores for Saint Ann

Index	Saint Ann	
	Score	Rank
Vulnerability	0.512	9
Subcomponents		
Economic Constraints	0.466	11
Info Access Vulnerability	0.451	10
Vulnerable Health Status	0.422	11
Clean Water Vulnerability	0.687	10
Environmental Stress	0.579	5
Recent Disaster Impacts	0.379	10
Gender Inequality	0.598	4

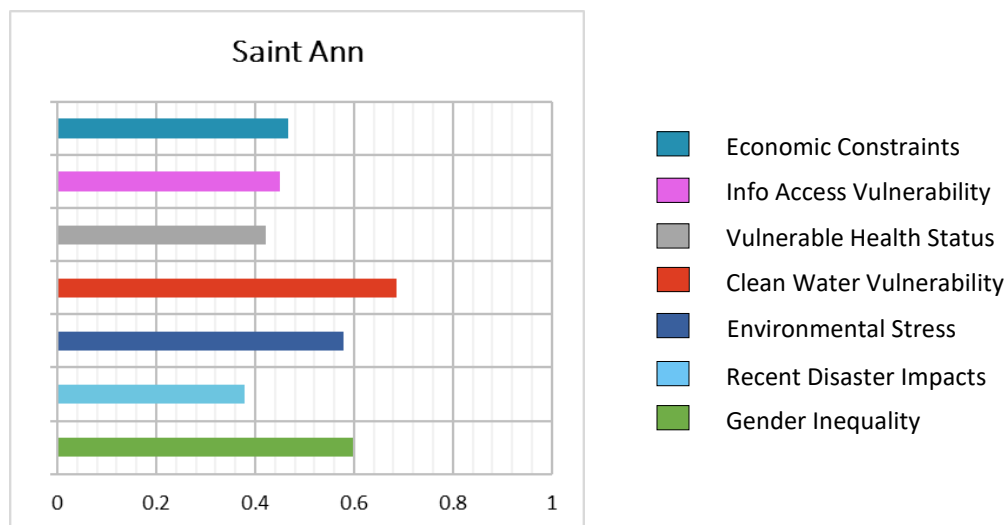


Figure 3. Vulnerability subcomponents for Saint Ann

Saint Ann: Multi-Hazard Exposure

Saint Ann ranks 7th out of 14 on the Multi-Hazard Exposure index with a score of **0.550** (see Table 4). A large proportion of the population is exposed to **tropical cyclone wind, seismic activity, and landslides**. While Saint Ann is also exposed to inland and coastal floods, these hazards threaten a smaller proportion of the population (refer to Figure 4 and Figure 5).

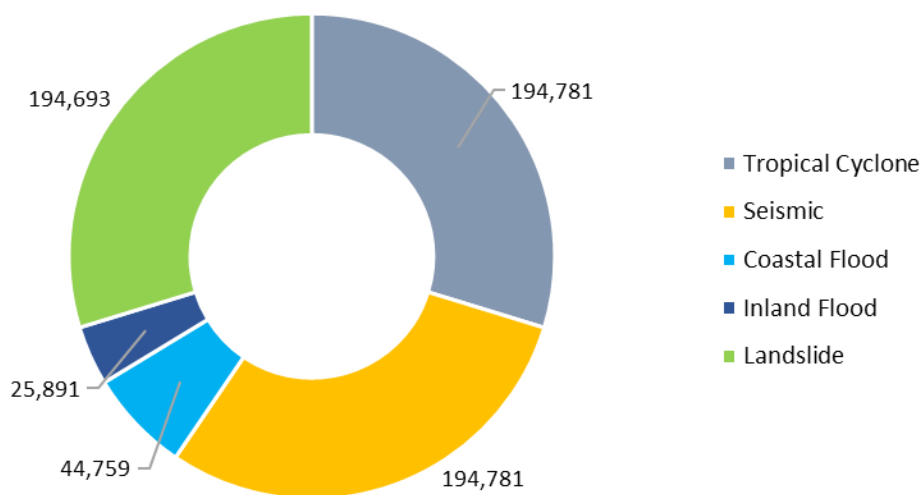


Figure 4. Raw population exposure by hazard type for Saint Ann

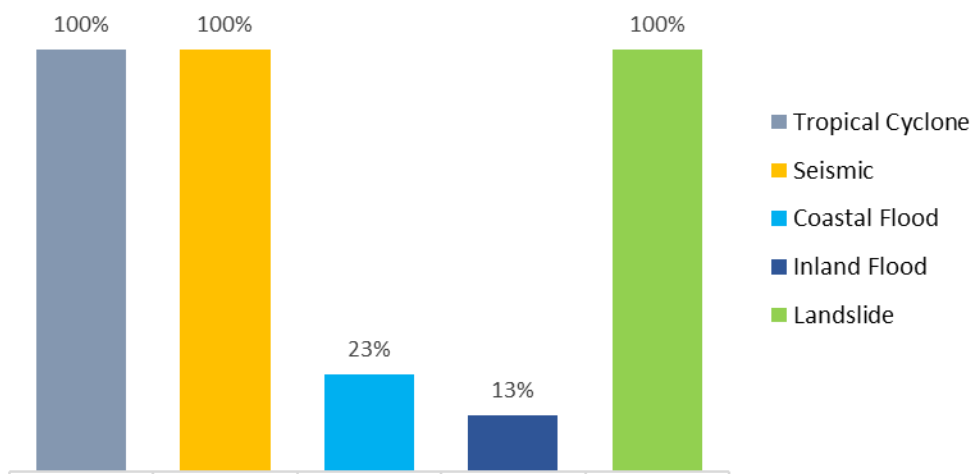


Figure 5. Percent population exposure to hazard type for Saint Ann

Table 4. Multi-Hazard Exposure Index, Raw and Relative Exposure Index scores for Saint Ann

Index	Saint Ann	
	Score	Rank
Multi-Hazard Exposure	0.550	7
Subcomponents		
Raw Exposure	0.485	5
Relative Exposure	0.616	8