



VIỆT NAM

VINH PHUC

NDPBA PROVINCE PROFILE

VIỆT NAM VINH PHUC

CAPITAL: VĨNH YÊN

Area: 1,509 km²

Neighboring Hanoi capital to the north, Vinh Phuc province is located in the transition area between midland mound, hill area, and the Red River Delta in northern Viet Nam. There are seven ethnic groups living together in the province as Kinh, San Diu, Dao, Cao Lan, and Muong. Vinh Phuc is one of the most industrialized provinces in Viet Nam, attracting major car makers such as Honda, Toyota, Nissan, and other manufacturing investors in 20 industrial parks.



RISK AND VULNERABILITY COMPONENT SCORE



MULTI-HAZARD RISK - very low
Score: 0.398 • Rank: 54/63



RESILIENCE (R) - high
Score: 0.577 • Rank: 16/63



MULTI-HAZARD EXPOSURE - low
Score: 0.349 • Rank: 47/63



VULNERABILITY (V) - moderate
Score: 0.421 • Rank: 34/63



COPING CAPACITY (CC) - very high
Score: 0.576 • Rank: 10/63



Population (2017)
1,099,692



Population in Poverty
3.7%



Illiterate population
2.2%



Access to improved water
94.9%



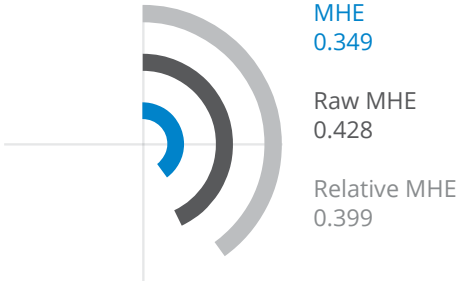
Average life expectancy
73.90 years

*For more information on data and components please visit: <https://bit.ly/2LqVoUO>



MULTI-HAZARD EXPOSURE

RANK: 47 / 63 PROVINCES
SCORE: 0.349



ESTIMATED POPULATION EXPOSED TO EACH HAZARD:

Typhoon Wind
0.0%
0

Flood
48.3%
531439

Wildfire
0.0%
0

Earthquake
0.0%
0

Landslide
0.0%
0

Extreme Temperature
100.0%
1099692

Surge
0.0%
0



VULNERABILITY (V)

RANK: 34 / 63 PROVINCES
SCORE: 0.421

Vulnerability in Vinh Phuc is primarily driven by Environmental Stress and Population Pressures. The bar chart indicates the socioeconomic themes contributing to the province's overall Vulnerability score.




Environmental Stress



4.1% Forest Change
173.53 Livestock Density (per sq km)




Vulnerable Health Status



73.9 Life Expectancy (years)
12.9 Infant Mortality Rate (per 1,000 live births)
5.2% Acute Malnutrition (Children <5)
5.9 Tuberculosis Incidence (per 100,000 persons)
76.59 Malaria Prevalance (per 100,000 persons)
115.9 HIV Prevalance (per 100,000 persons)




Clean Water Vulnerability



94.9% Households with Safe Water Access
63.6% Households with Hygienic Toilet Access




Information Access Vulnerability



2.2% Adult Illiteracy Rate
98.0% School Attendance Rate
84.0% Households without Internet
5.0% Housholds without TV




Economic Constraints



48.5 Economic Dependency Ratio
3.7% Poverty



Gender Inequality




0.1 Income Inequality*
0.33 F M School Enrollment Rate*

*Values closer to 1 represent greater gender parity.



Population Pressures



0.9% Average Annual Population Change
4.8% Average Annual Urban Population Change
1.4% Net Migration Rate




COPING CAPACITY (CC)

RANK: 10 / 63 PROVINCES
SCORE: 0.576

Vinh Phuc exhibits weaker Coping Capacity in the areas of Economic Capacity and Transportation Capacity. The bar chart indicates the socioeconomic themes contributing to the province's overall Coping Capacity score.



Economic Capacity




Rank: 34/63

7.27	4,332	30.45	6.81	7.1
Time Cost*	Income per Capita (in 1,000 VND)	Purchasing Power	Business Support Services*	Entry Costs*

*Values represent a sub-index score where 1 is considered low (poor) and 10 is considered high (good).



Governance




Rank: 9/63

6.28	6.05	6.59
Law and Order*	Informal Charges*	Transparency*



Environmental Capacity



Rank: 22/63

12.0%
Protected Area



Infrastructure Capacity



Rank: 5/63



Health Care Capacity

Rank: 3/63

98.5%	39.35	7.88	14.96	5.79
Immunization Coverage	Healthbeds per 10,000 People	Physicians per 10,000 People	Nurses per 10,000 People	Distance to Hospital (km)



Transportation Capacity

Rank: 36/63

1,631	23.56
Road Density (km per sq. km)	Distance to Airport or Seaport (km)



Communications Capacity

Rank: 19/63

87.4%
Households with Phone Access (Landline/Mobile)



RESILIENCE (R)

RANK: 16 / 63 PROVINCES
SCORE: 0.577

Vinh Phuc's score and ranking are due to moderate Vulnerability combined with very high Coping Capacity scores.

Below are the four thematic areas with the weakest relative scores:



Environmental Stress



Population Pressures



Economic Capacity




Transportation Capacity



MULTI-HAZARD RISK

54 / 63

Rank within provinces
Score: 0.398



Vinh Phuc's score and ranking are due to low Multi-hazard exposure combined with moderate Vulnerability and very high Coping Capacity scores.

Multi-hazard risk component scores compared to overall average country scores:

