



VIỆT NAM

PHU YEN

NDPBA PROVINCE PROFILE

VIỆT NAM PHU YEN

CAPITAL: TUY HÒA

Area: 5,298 km²

Phu Yen is the eastern-most province of Viet Nam’s mainland. Characterized by mixed topography, mostly covered by mountains or hills in the west and a delta near coastal areas, the province has limited land for cultivation. Phu Yen is home to 30 ethnic groups including Cham, E De, Ba Na, Hre, Hoa, M’Nông, and Raglai people. Provincial economic activities are forestry, agriculture, fishing, and small industrial sector. The province is also known for having high tourism potential with many beautiful landscapes.

RISK AND VULNERABILITY COMPONENT SCORE



MULTI-HAZARD RISK - very high
Score: 0.537 • Rank: 12/63



RESILIENCE (R) - low
Score: 0.513 • Rank: 39/63



MULTI-HAZARD EXPOSURE - very high
Score: 0.638 • Rank: 13/63



VULNERABILITY (V) - moderate
Score: 0.408 • Rank: 38/63



COPING CAPACITY (CC) - low
Score: 0.434 • Rank: 48/63



Population (2017)
918,332



Population in Poverty
9.3%



Illiterate population
2.9%



Access to improved water
93.0%



Average life expectancy
73.10 years

*For more information on data and components please visit: <https://bit.ly/2LqVoUO>



MULTI-HAZARD EXPOSURE

RANK: 13 / 63 PROVINCES
SCORE: 0.638

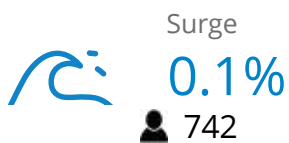


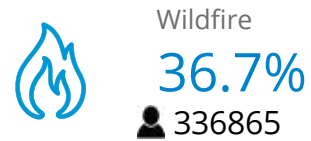


MHE
0.638

Raw MHE
0.493

Relative MHE
0.706

ESTIMATED POPULATION EXPOSED TO EACH HAZARD:






VULNERABILITY (V)

RANK: 38 / 63 PROVINCES
SCORE: 0.408

Vulnerability in Phu Yen is primarily driven by Population Pressures and Clean Water Access Vulnerability. The bar chart indicates the socioeconomic themes contributing to the province's overall Vulnerability score.




Environmental Stress



2.2% Forest Change
28.67 Livestock Density (per sq km)




Vulnerable Health Status



73.1 Life Expectancy (years)
15.2 Infant Mortality Rate (per 1,000 live births)
7.6% Acute Malnutrition (Children <5)
47.9 Tuberculosis Incidence (per 100,000 persons)
135.22 Malaria Prevalance (per 100,000 persons)
22.6 HIV Prevalance (per 100,000 persons)




Clean Water Vulnerability



93.0% Households with Safe Water Access
62.9% Households with Hygienic Toilet Access




Information Access Vulnerability



2.9% Adult Illiteracy Rate
93.4% School Attendance Rate
85.0% Households without Internet
5.0% Housholds without TV




Economic Constraints



46.4 Economic Dependency Ratio
9.3% Poverty




Gender Inequality



0.03 Income Inequality*
0.36 F M School Enrollment Rate*
*Values closer to 1 represent greater gender parity.



Population Pressures



0.7% Average Annual Population Change
4.9% Average Annual Urban Population Change
3.4% Net Migration Rate




COPING CAPACITY (CC)

RANK: 48 / 63 PROVINCES
SCORE: 0.434

Phu Yen exhibits weaker Coping Capacity in the areas of Governance and Transportation Capacity. The bar chart indicates the socioeconomic themes contributing to the province's overall Coping Capacity score.



Economic Capacity




6.3	4,295	25.41	6.61	8.05
Time Cost*	Income per Capita (in 1,000 VND)	Purchasing Power	Business Support Services*	Entry Costs*

*Values represent a sub-index score where 1 is considered low (poor) and 10 is considered high (good).




Governance



5.15	5.31	5.89
Law and Order*	Informal Charges*	Transparency*




Environmental Capacity



6.6%
Protected Area



Infrastructure Capacity



Health Care Capacity

Rank: 44/63

98.1%	23.79	5.14	11.75	17.01
Immunization Coverage	Healthbeds per 10,000 People	Physicians per 10,000 People	Nurses per 10,000 People	Distance to Hospital (km)



Transportation Capacity

Rank: 48/63

2,238	72.18
Road Density (km per sq. km)	Distance to Airport or Seaport (km)



Communications Capacity

Rank: 36/63

83.3%
Households with Phone Access (Landline/Mobile)



RESILIENCE (R)

RANK: 39 / 63 PROVINCES
SCORE: 0.513

Phu Yen's score and ranking are due to moderate Vulnerability combined with low Coping Capacity scores.

Below are the four thematic areas with the weakest relative scores:



Population Pressures



Clean Water Access Vulnerability



Governance



Transportation Capacity



MULTI-HAZARD RISK

12 / 63

Rank within provinces
Score: 0.537



Phu Yen's score and ranking are due to very high Multi-hazard exposure combined with moderate Vulnerability and low Coping Capacity scores.

Multi-hazard risk component scores compared to overall average country scores:

