



VIỆT NAM

HUNG YEN

NDPBA PROVINCE PROFILE

VIỆT NAM HUNG YEN

CAPITAL: HƯNG YÊN

Area: 1,069 km²

Neighboring Hanoi Capital to the southeast, Hung Yen province is located in the center of the Red River Delta. With delta topography features and plentiful water resource, the land is favorable for agriculture production. Hung Yen has been rapidly industrialized in recent years with 10 industrial parks in operation. With Hanoi expansion, the province is now rapidly developing new urban complexes and education institutions.



RISK AND VULNERABILITY COMPONENT SCORE



MULTI-HAZARD RISK - very high
Score: 0.552 • Rank: 9/63



RESILIENCE (R) - very low
Score: 0.47 • Rank: 53/63



MULTI-HAZARD EXPOSURE - high
Score: 0.595 • Rank: 22/63



VULNERABILITY (V) - low
Score: 0.405 • Rank: 40/63



COPING CAPACITY (CC) - very low
Score: 0.344 • Rank: 63/63



Population (2017)
1,203,304



Population in Poverty
3.5%



Illiterate population
5.2%



Access to improved water
99.9%



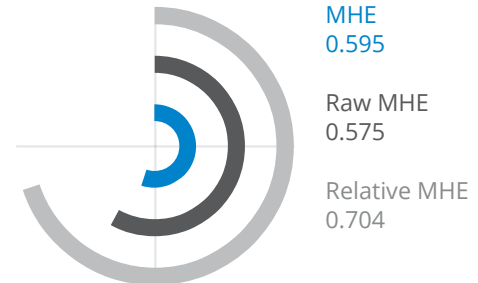
Average life expectancy
74.20 years

*For more information on data and components please visit: <https://bit.ly/2LqVoUO>

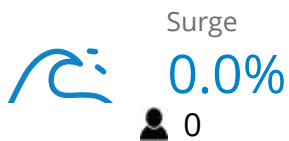


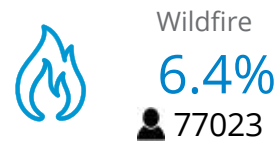
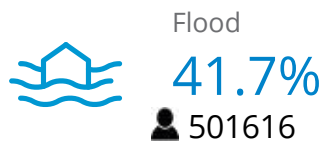


MULTI-HAZARD EXPOSURE

RANK: 22 / 63 PROVINCES
SCORE: 0.595



ESTIMATED POPULATION EXPOSED TO EACH HAZARD:





VULNERABILITY (V)

RANK: 40 / 63 PROVINCES

SCORE: 0.405

Vulnerability in Hung Yen is primarily driven by Environmental Stress and Population Pressures. The bar chart indicates the socioeconomic themes contributing to the province's overall Vulnerability score.




Environmental Stress



0.0% Forest Change
187.94 Livestock Density (per sq km)




Vulnerable Health Status



74.2 Life Expectancy (years)
12.2 Infant Mortality Rate (per 1,000 live births)
6.5% Acute Malnutrition (Children <5)
34.9 Tuberculosis Incidence (per 100,000 persons)
0.26 Malaria Prevalance (per 100,000 persons)
93.3 HIV Prevalance (per 100,000 persons)




Clean Water Vulnerability



99.9% Households with Safe Water Access
78.6% Households with Hygienic Toilet Access




Information Access Vulnerability



5.2% Adult Illiteracy Rate
98.5% School Attendance Rate
87.0% Households without Internet
5.0% Households without TV




Economic Constraints



46.5 Economic Dependency Ratio
3.5% Poverty



Gender Inequality




0.12 Income Inequality*
0.21 F M School Enrollment Rate*

*Values closer to 1 represent greater gender parity.



Population Pressures



0.5% Average Annual Population Change
2.4% Average Annual Urban Population Change
3.3% Net Migration Rate



COPING CAPACITY (CC)

RANK: 63 / 63 PROVINCES

SCORE: 0.344

Hung Yen exhibits weaker Coping Capacity in the areas of Governance and Economic Capacity. The bar chart indicates the socioeconomic themes contributing to the province's overall Coping Capacity score.



Economic Capacity

Rank: 53/63

5.25	4,349	18.03	6.38	7.35
Time Cost*	Income per Capita (in 1,000 VND)	Purchasing Power	Business Support Services*	Entry Costs*

*Values represent a sub-index score where 1 is considered low (poor) and 10 is considered high (good).



Governance

Rank: 63/63

5.37	4.21	5.62
Law and Order*	Informal Charges*	Transparency*



Environmental Capacity

Rank: 57/63

0.0%
Protected Area



Infrastructure Capacity

Rank: 30/63



Health Care Capacity

Rank: 21/63

97.8%	28.62	6.08	13.12	4.74
Immunization Coverage	Healthbeds per 10,000 People	Physicians per 10,000 People	Nurses per 10,000 People	Distance to Hospital (km)



Transportation Capacity

Rank: 45/63

1,238	23.41
Road Density (km per sq. km)	Distance to Airport or Seaport (km)



Communications Capacity

Rank: 43/63

81.3%
Households with Phone Access (Landline/Mobile)



RESILIENCE (R)

RANK: 53 / 63 PROVINCES
SCORE: 0.47

Hung Yen's score and ranking are due to low Vulnerability combined with very low Coping Capacity scores.

Below are the four thematic areas with the weakest relative scores:



Environmental Stress



Population Pressures



Governance



Economic Capacity



MULTI-HAZARD RISK



9 / 63

Rank within provinces
Score: 0.552

Hung Yen's score and ranking are due to high Multi-hazard exposure combined with low Vulnerability and very low Coping Capacity scores.

Multi-hazard risk component scores compared to overall average country scores:

