

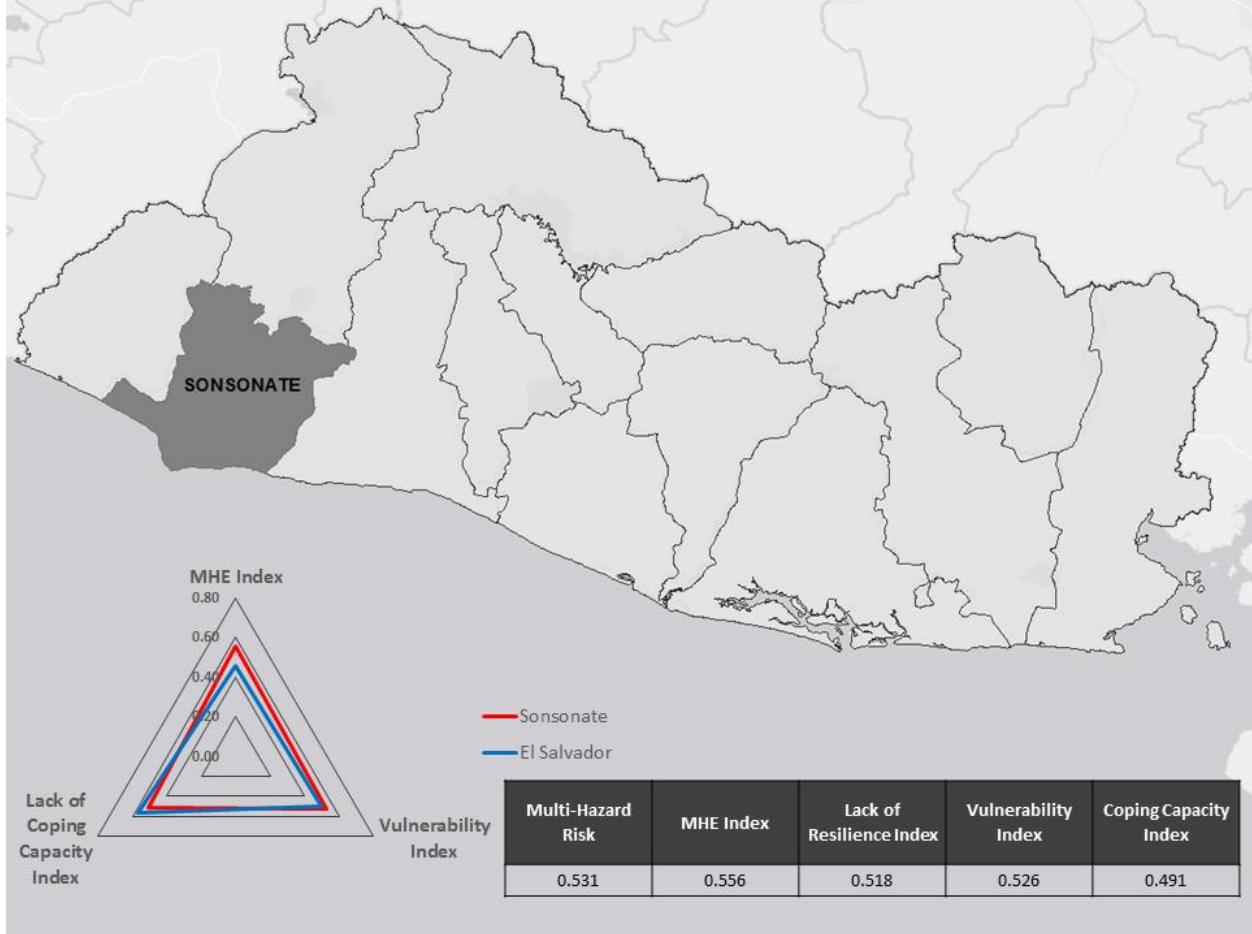
# EL SALVADOR



NATIONAL DISASTER PREPAREDNESS BASELINE ASSESSMENT  
DEPARTMENT PROFILE – SONSONATE

## Sonsonate: Risk

Sonsonate ranks **8<sup>th</sup>** out of **14** on the Multi-Hazard Risk Index with a score of **0.531**. Sonsonate has high Multi-Hazard Exposure, moderate Vulnerability, and moderate Coping Capacity. The department ranks 5<sup>th</sup> for Multi-Hazard Exposure, 7<sup>th</sup> in Vulnerability, and 6<sup>th</sup> in Coping Capacity.



### Sonsonate: Lack of Resilience

Sonsonate ranks 9<sup>th</sup> of 14 on the Lack of Resilience Index with a score of **0.518**. Sonsonate’s score and ranking are due to its moderate Vulnerability and Coping Capacity. The department ranks 7<sup>th</sup> in Vulnerability and 6<sup>th</sup> in Coping Capacity.

The three thematic areas with the weakest relative scores for the department of Sonsonate are: **Economic Capacity, Vulnerable Health Status, and Health Care Capacity**.

Table 1. Lack of Resilience Index and Component scores for Sonsonate

Index	Sonsonate	
	Score	Rank
Lack of Resilience	0.518	9
<b>Components</b>		
Vulnerability	0.526	7
Coping Capacity	0.491	6

### Sonsonate: Coping Capacity

Sonsonate’s Coping Capacity is 6<sup>th</sup> out of 14 with a score of **0.491**. The thematic areas with the weakest relative scores are **Economic Capacity** and **Infrastructure (Health Care Capacity)**. These two thematic areas appear to constrain Coping Capacity within this department.

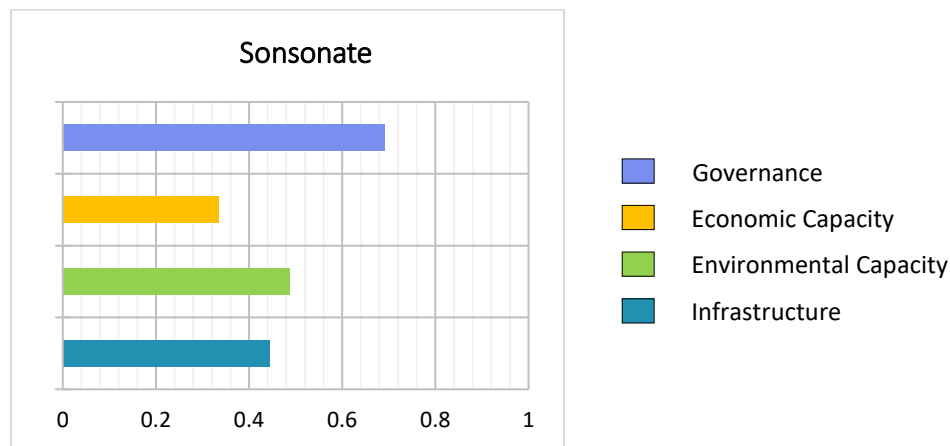


Figure 1: Coping Capacity sub-components for Sonsonate

Table 2 Coping Capacity Index, sub-component and sub-index scores for Sonsonate

Index	Sonsonate	
	Score	Rank
Coping Capacity	0.491	6
<b>Sub-components</b>		
Governance	0.692	1
Economic Capacity	0.335	10
Environmental Capacity	0.488	6
Infrastructure	0.445	7
<b>Infrastructure Sub-indices</b>		
Health Care	0.215	7
Transportation	0.599	5
Communications	0.520	5

### Sonsonate: Vulnerability

Sonsonate ranks 7<sup>th</sup> out of 14 on the Vulnerability Index with a score of **0.526**. Vulnerability in Sonsonate is influenced by **Vulnerable Health Status**, **Environmental Stress**, and **Information Access Vulnerability** sub-component scores.

Table 3. Vulnerability Index and sub-component index scores for Sonsonate

Index	Sonsonate	
	Score	Rank
Vulnerability	0.526	7
<b>Sub-Components</b>		
Economic Constraints	0.453	12
Info Access Vulnerability	0.556	7
Vulnerable Health Status	0.643	1
Clean Water Vulnerability	0.471	9
Population Pressures	0.502	7
Environmental Stress	0.582	3
Gender Inequality	0.474	7

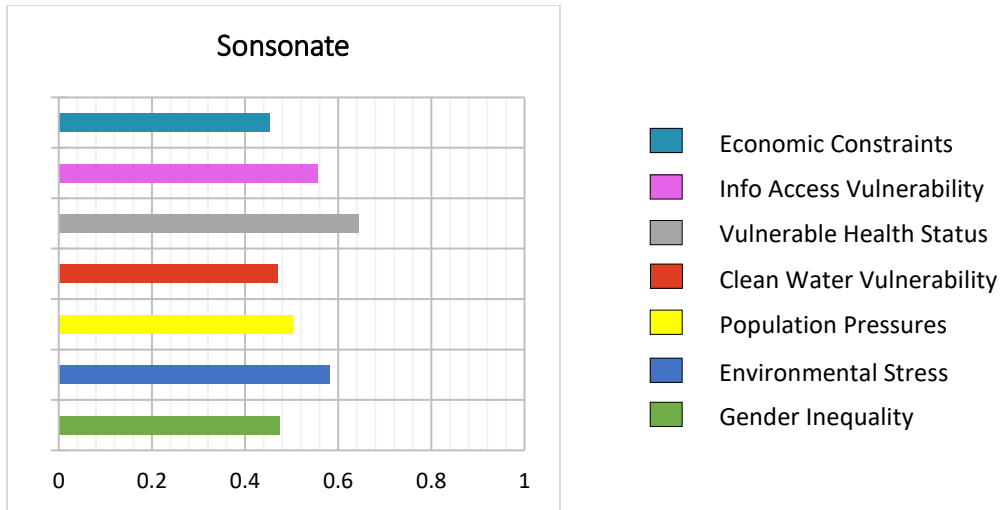


Figure 2: Vulnerability sub-components for Sonsonate

### Sonsonate: Multi-Hazard Exposure

Sonsonate ranks 5<sup>th</sup> out of 14 on the Multi-Hazard Exposure index with a score of **0.556**. A large proportion of the population is exposed to **seismic activity** and **landslides**. Smaller proportions of Sonsonate's population are also exposed to flood and tsunamis.

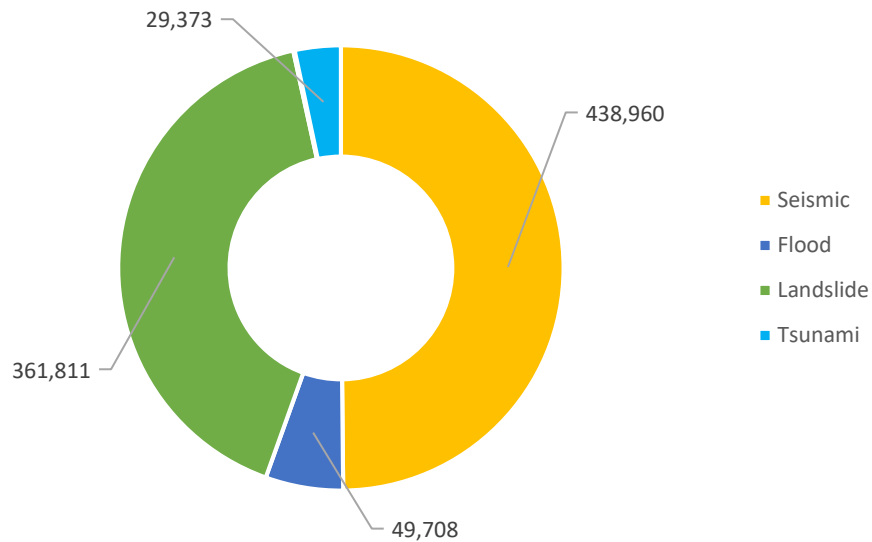


Figure 3: Raw population exposure by hazard type for Sonsonate

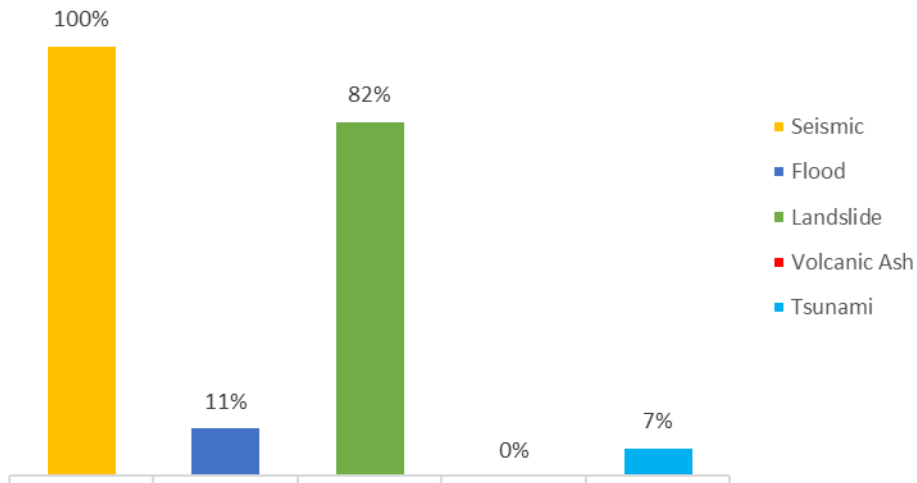


Figure 4: Percent population exposure to hazard type for Sonsonate

Table 4. Multi-Hazard Exposure Index, Raw and Relative Exposure Index scores for Sonsonate

Index	Sonsonate	
	Score	Rank
Multi-Hazard Exposure	0.556	5
<b>Sub-Components</b>		
Raw Exposure	0.545	5
Relative Exposure	0.567	7