



JAMAICA

NATIONAL DISASTER PREPAREDNESS BASELINE ASSESSMENT
PARISH PROFILE – SAINT JAMES

Saint James: Risk

Saint James ranks 14th out of 14 on the Multi-Hazard Risk index with a score of **0.410**. Saint James has low Multi-Hazard Exposure, low Vulnerability, and high Coping Capacity (see Figure 1). The Parish ranks 11th in Multi-Hazard Exposure, 11th in Vulnerability, and 3rd in Coping Capacity.

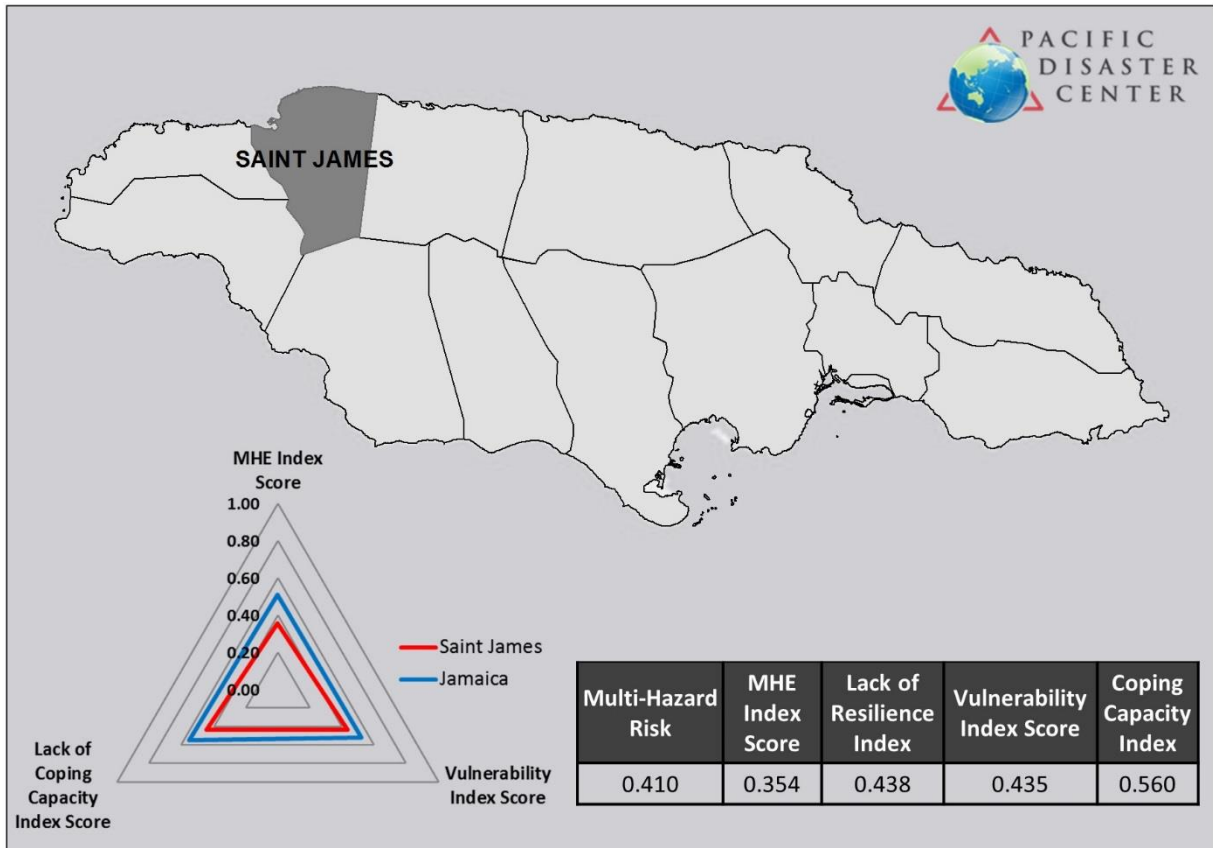


Figure 1. Risk scores for the parish of Saint James

Saint James: Lack of Resilience

Saint James ranks **12th** of **14** on the Lack of Resilience Index with a score of **0.438** (refer to Table 1). Saint James’s score and ranking are due to low Vulnerability combined with high Coping Capacity, indicating higher overall resilience. Saint James Parish ranks 11th in Vulnerability and 3rd in Coping Capacity.

The three thematic areas with the weakest relative scores for the Parish of Saint James are: **Environmental Capacity, Health Care Capacity** and **Environmental Stress**.

Table 1. Lack of Resilience Index and Component scores for Saint James

Index	Saint James	
	Score	Rank
Lack of Resilience	0.438	12
Components		
Vulnerability	0.435	11
Coping Capacity	0.560	3

Saint James: Coping Capacity

Saint James’s Coping Capacity ranks **3rd** out of **14** with a score of **0.560**. The thematic areas with the weakest relative scores are **Environmental Capacity** and **Health Care Capacity** (refer to Figure 2 and Table 2). These two thematic areas appear to constrain Coping Capacity within this parish.

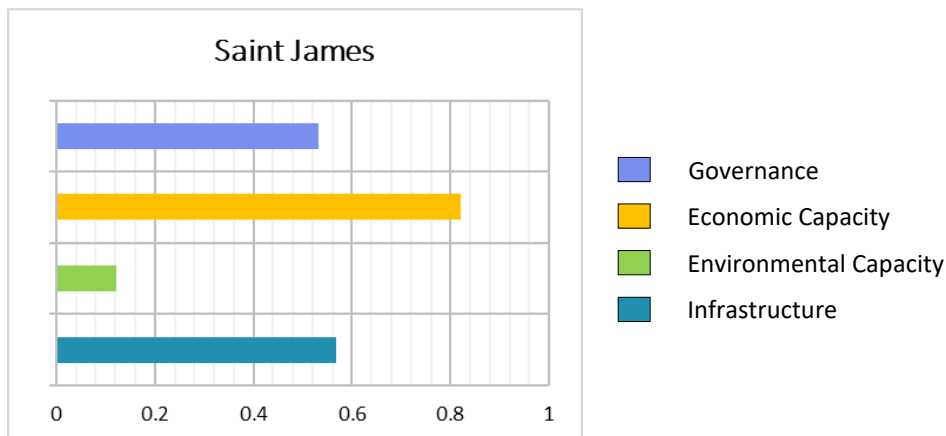


Figure 2. Coping Capacity subcomponents for Saint James

Table 2. Coping Capacity Index, subcomponent and sub-index scores for Saint James

Index	Saint James	
	Score	Rank
Coping Capacity	0.560	3
Subcomponents		
Governance	0.532	5
Economic Capacity	0.820	2
Environmental Capacity	0.122	12
Infrastructure	0.568	3
Infrastructure Sub-indices		
Health Care	0.376	10
Transportation	0.618	3
Communications	0.710	2

Saint James: Vulnerability

Saint James ranks **11th** out of **14** on the Vulnerability Index with a score of **0.435**. Though Vulnerability in Saint James is relatively low, the Index is influenced by subcomponent scores in the areas of **Environmental Stress** and **Vulnerable Health Status**. Refer to Figure 3 and Table 3.

Table 3. Vulnerability Index and subcomponent index scores for Saint James

Index	Saint James	
	Score	Rank
Vulnerability	0.435	11
Subcomponents		
Economic Constraints	0.335	13
Info Access Vulnerability	0.327	12
Vulnerable Health Status	0.556	6
Clean Water Vulnerability	0.400	11
Environmental Stress	0.603	3
Recent Disaster Impacts	0.326	11
Gender Inequality	0.500	10

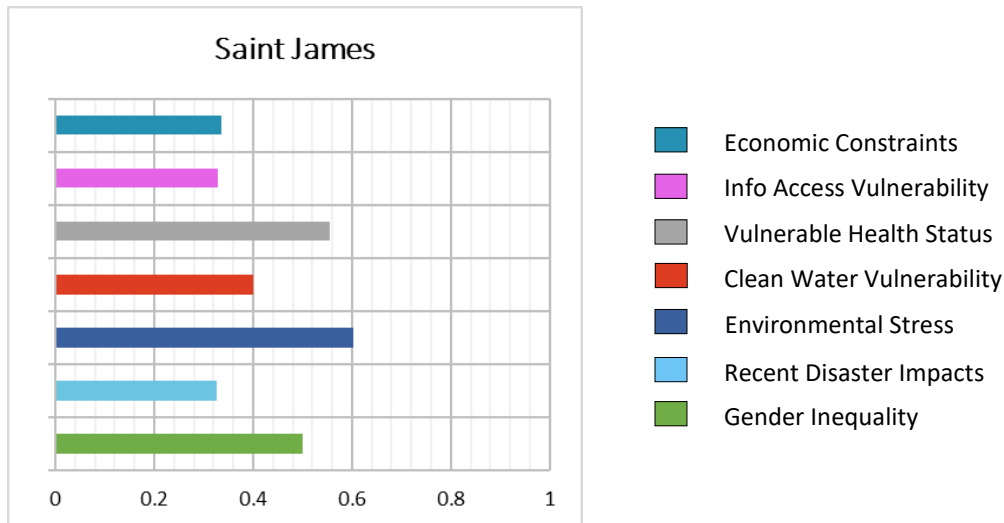


Figure 3: Vulnerability subcomponents for Saint James

Saint James: Multi-Hazard Exposure

Saint James ranks **11th** out of **14** on the Multi-Hazard Exposure index with a score of **0.354** (refer to Table 4). Despite this low rank, a significant proportion of the population is exposed to **tropical cyclones, landslides, coastal flood, and inland flood** (see Figure 4 and Figure 5). While Saint James is also exposed to seismic activity, this hazard threatens a smaller proportion of the population.

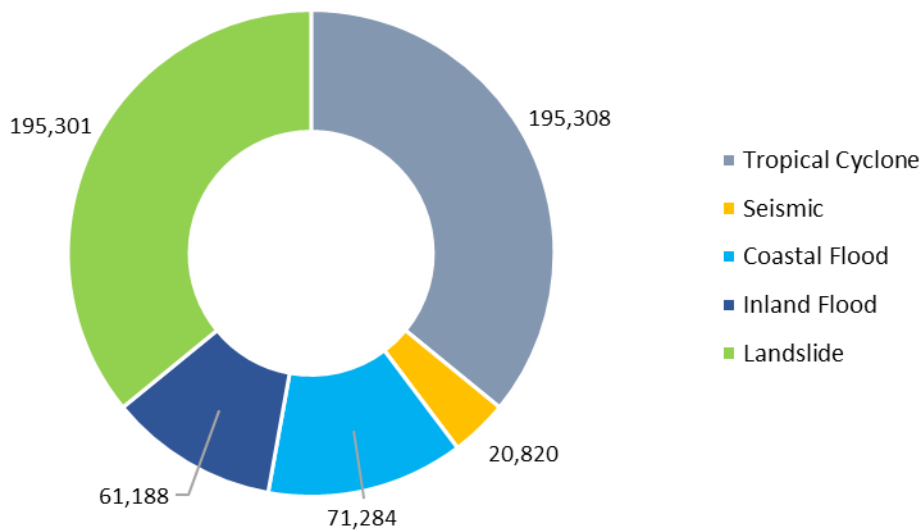


Figure 4. Raw population exposure by hazard type for Saint James

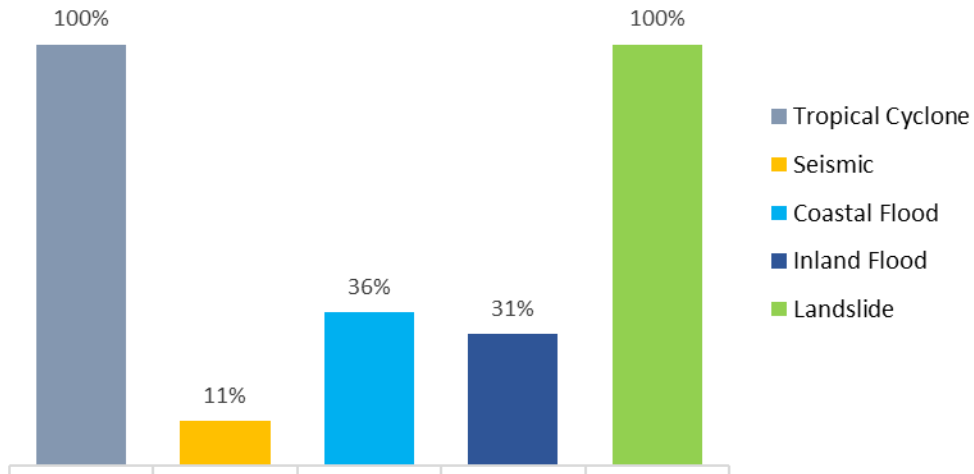


Figure 5. Percent population exposure to hazard type for Saint James

Table 4. Multi-Hazard Exposure Index, Raw and Relative Exposure Index scores for Saint James

Index	Saint James	
	Score	Rank
Multi-Hazard Exposure	0.354	11
Subcomponents		
Raw Exposure	0.408	6
Relative Exposure	0.300	11