

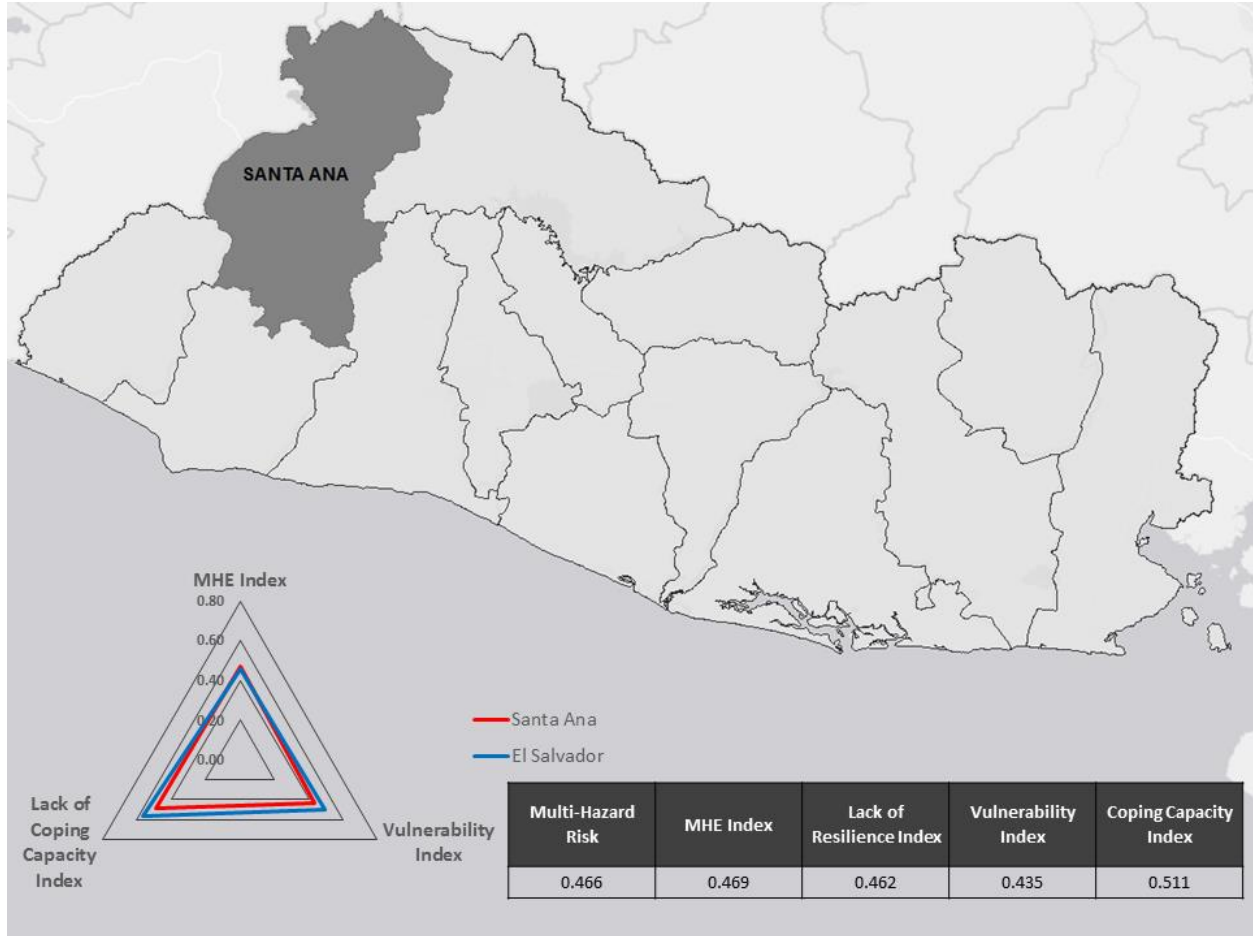
EL SALVADOR



NATIONAL DISASTER PREPAREDNESS BASELINE ASSESSMENT
DEPARTMENT PROFILE – SANTA ANA

Santa Ana: Risk

Santa Ana ranks **10th** out of **14** on the Multi-Hazard Risk index with a score of **0.465**. Santa Ana has moderate Multi-Hazard Exposure, very low Vulnerability and high Coping Capacity. The department ranks 7th for Multi-Hazard Exposure, 13th in Vulnerability, and 4th in Coping Capacity.



Santa Ana: Lack of Resilience

Santa Ana ranks **12th** of 14 on **Lack of Resilience Index** with a score of **0.462**. Santa Ana’s score and ranking are due to very low Vulnerability and high Coping Capacity. The department ranks **13th** in Vulnerability, and **4th** in Coping Capacity. Santa Ana has the **13th** highest Vulnerability, and the **4th** highest Coping Capacity.

The three thematic areas with the weakest relative scores for the department of Santa Ana are: **Economic Capacity, Vulnerable Health Status, and Environmental Capacity.**

Table 1. Lack of Resilience Index and Component scores for Santa Ana

Index	Santa Ana	
	Score	Rank
Lack of Resilience	0.462	12
Components		
Vulnerability	0.435	13
Coping Capacity	0.511	4

Santa Ana: Coping Capacity

Santa Ana’s Coping Capacity is **4th** out of **14** with a score of **0.511**. The thematic areas with the weakest relative scores are **Environmental Capacity** and **Economic Capacity**. These two thematic areas appear to constrain Coping Capacity within this department.

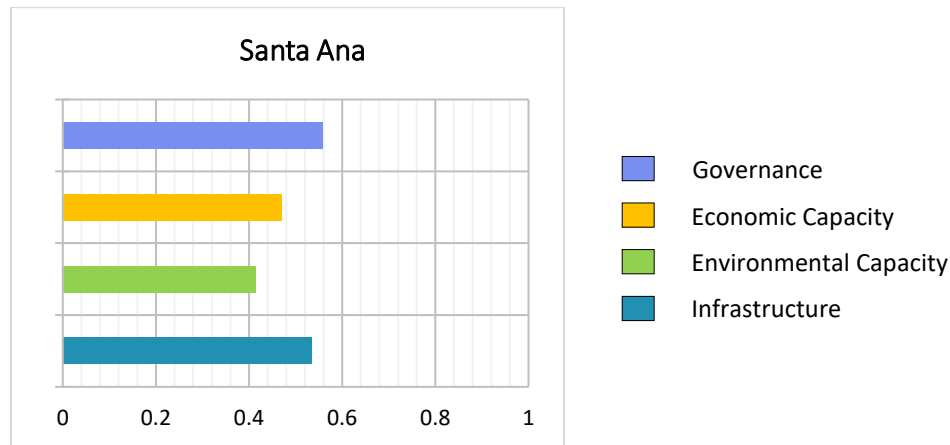


Figure 1: Coping Capacity sub-components for Santa Ana

Table 2 Coping Capacity Index, sub-component and sub-index scores for Santa Ana

Index	Santa Ana	
	Score	Rank
Coping Capacity	0.511	4
Sub-components		
Governance	0.558	5
Economic Capacity	0.471	5
Environmental Capacity	0.415	8
Infrastructure	0.535	5
Infrastructure Sub-indices		
Health Care	0.602	4
Transportation	0.360	10
Communications	0.643	3

Santa Ana: Vulnerability

Santa Ana ranks **13th** out of **14** on the Vulnerability Index with a score of **0.435**. Though Vulnerability in Santa Ana is relatively low, the Index is influenced by **Vulnerable Health Status** and **Economic Constraints** sub-component scores.

Table 3. Vulnerability Index and sub-component index scores for Santa Ana

Index	Santa Ana	
	Score	Rank
Vulnerability	0.435	13
Sub-Components		
Economic Constraints	0.566	7
Info Access Vulnerability	0.483	10
Vulnerable Health Status	0.610	2
Clean Water Vulnerability	0.473	8
Population Pressures	0.132	12
Environmental Stress	0.465	9
Gender Inequality	0.315	12

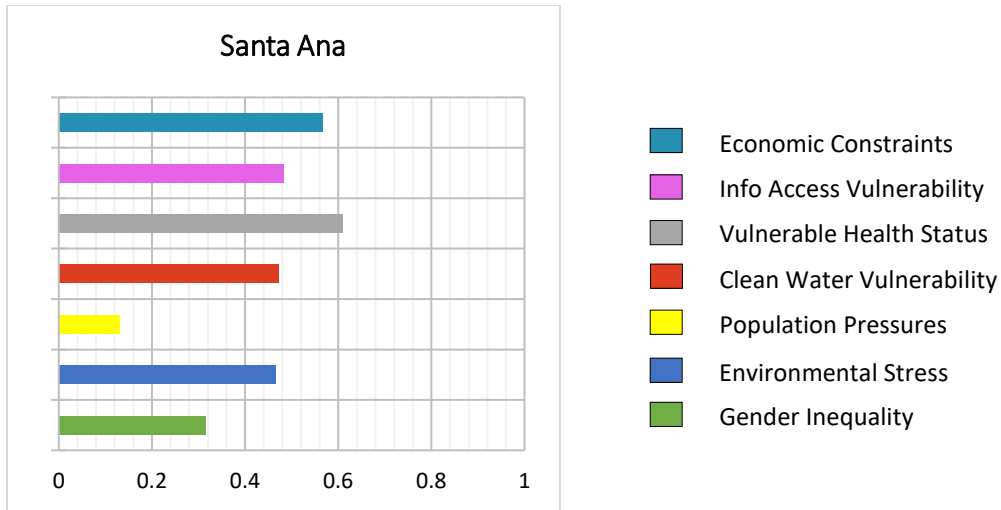


Figure 2: Vulnerability sub-components for Santa Ana

Santa Ana: Multi-Hazard Exposure

Santa Ana ranks 7th out of 14 on the Multi-Hazard Exposure index with a score of **0.469**. A large proportion of the population is exposed to **seismic activity** and **landslides**. While Santa Ana is also exposed to flood and volcanic ash, these hazards affect a smaller proportion of the department's population.

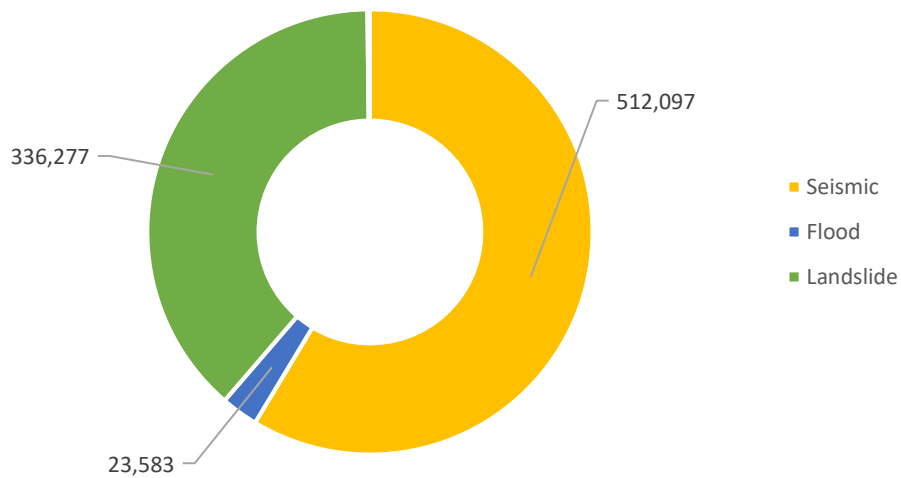


Figure 3: Raw population exposure by hazard type for Santa Ana. *1,567 people are potentially exposed to volcanic ash.

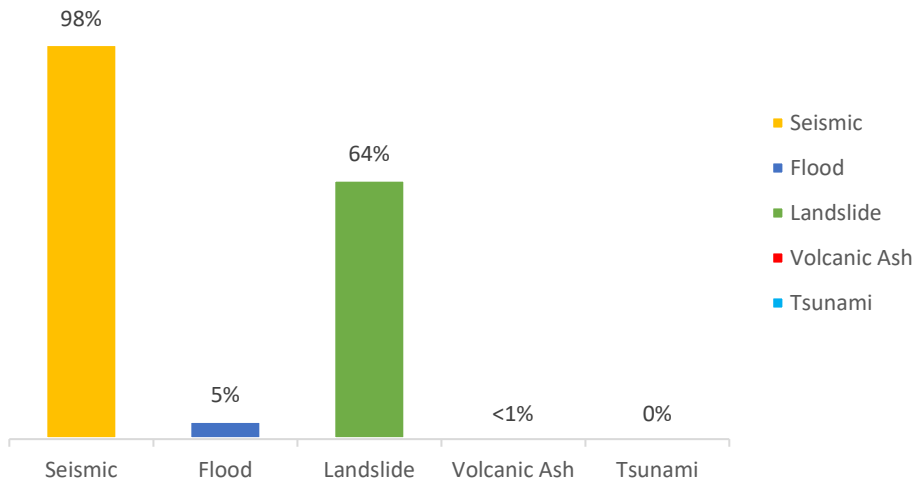


Figure 4: Percent population exposure to hazard type for Santa Ana.

Table 4. Multi-Hazard Exposure Index, Raw and Relative Exposure Index scores for Santa Ana

Index	Santa Ana	
	Score	Rank
Multi-Hazard Exposure	0.469	7
Sub-Components		
Raw Exposure	0.590	4
Relative Exposure	0.349	11