

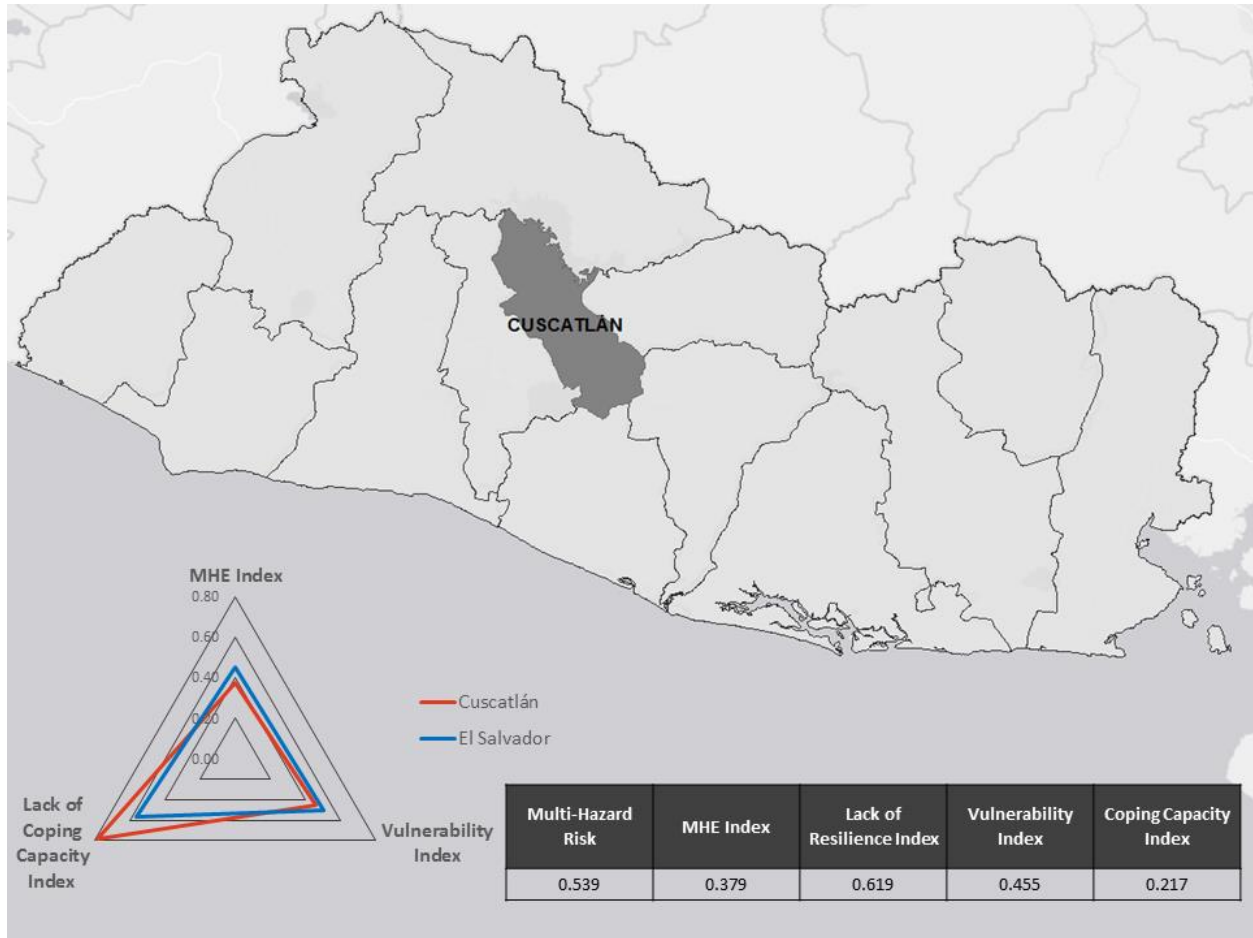
EL SALVADOR



NATIONAL DISASTER PREPAREDNESS BASELINE ASSESSMENT
DEPARTMENT PROFILE – CUSCATLÁN

Cuscatlán: Risk

Cuscatlán ranks **5th** out of **14** on the Multi-Hazard Risk Index with a score of **0.539**. Cuscatlán's score and ranking are primarily driven by very low Coping Capacity. The department ranks 10th for Multi-Hazard Exposure, 11th in Vulnerability, and 13th in Coping capacity.



Lack of Resilience: Cuscatlán

Cuscatlán ranks **4th** of **14** on the Lack of Resilience Index with a score of **0.619**. Cuscatlán's score and ranking are due to its very low Coping Capacity. The department ranks **11th** in Vulnerability and **13th** in Coping Capacity.

The three thematic areas with the weakest relative scores for the department of Cuscatlán are: **Governance**, **Economic Capacity** and **Population Pressures**.

Table 1. Lack of Resilience Index and Component scores for Cuscatlán

Index	Cuscatlán	
	Score	Rank
Lack of Resilience	0.619	4
Components		
Vulnerability	0.455	11
Coping Capacity	0.217	13

Cuscatlán: Coping Capacity

Cuscatlán's Coping Capacity is **13th** out of **14** with a score of **0.217**. While Cuscatlán exhibits low scores across all sub-components of Coping Capacity, the thematic areas with the weakest relative scores are **Governance** and **Economic Capacity**. These weaknesses appear to constrain Coping Capacity within this department.

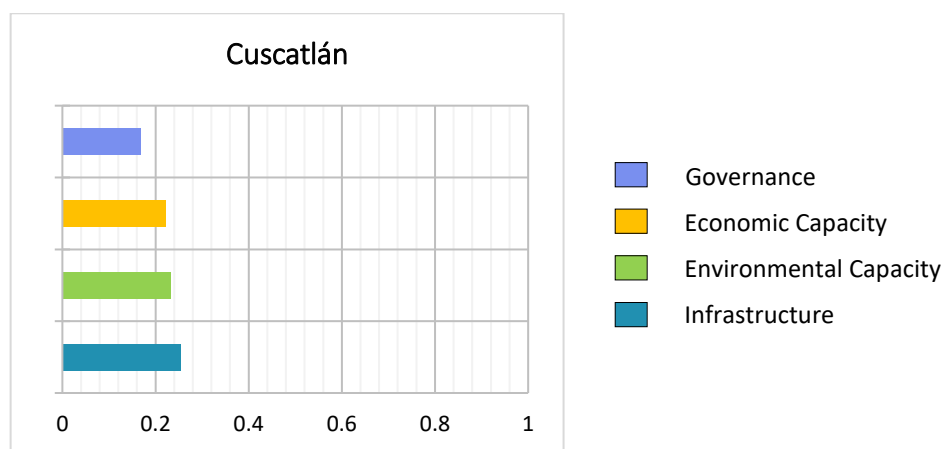


Figure 1. Coping Capacity sub-components for Cuscatlán

Table 2 Coping Capacity Index, sub-component and sub-index scores for Cuscatlán

Index	Cuscatlán	
	Score	Rank
Coping Capacity	0.217	13
Sub-components		
Governance	0.168	14
Economic Capacity	0.223	12
Environmental Capacity	0.234	10
Infrastructure	0.255	11
Infrastructure Sub-indices		
Health Care	0.082	11
Transportation	0.312	12
Communications	0.370	9

Cuscatlán: Vulnerability

Cuscatlán ranks **11th** out of **14** on the Vulnerability Index with a score of **0.455**. While Vulnerability in Cuscatlán is relatively low, the Index is strongly influenced by **Population Pressures** and **Environmental Stress** sub-component scores.

Table 3. Vulnerability Index and sub-component index scores for Cuscatlán

Index	Cuscatlán	
	Score	Rank
Vulnerability	0.455	11
Sub-Components		
Economic Constraints	0.385	13
Info Access Vulnerability	0.543	9
Vulnerable Health Status	0.233	14
Clean Water Vulnerability	0.257	11
Population Pressures	0.907	2
Environmental Stress	0.661	2
Gender Inequality	0.199	14

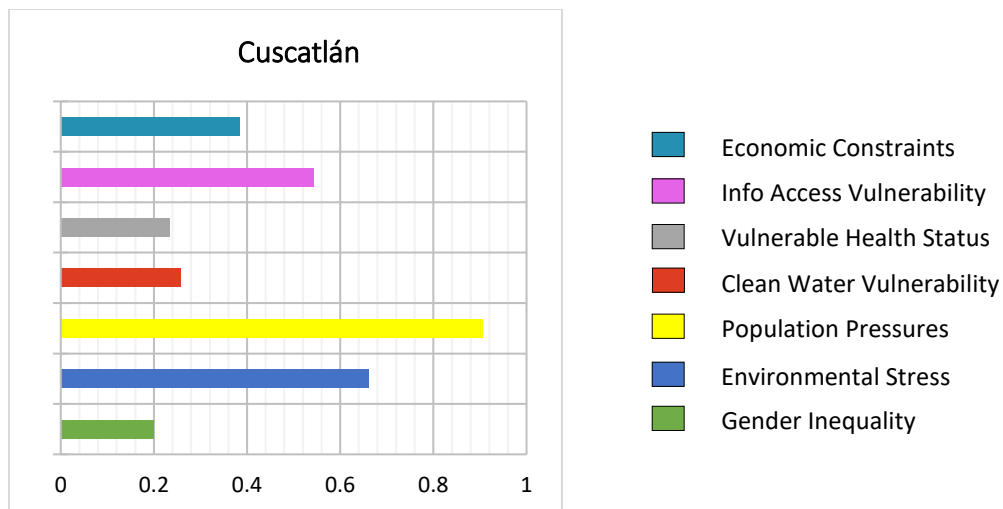


Figure 2: Vulnerability sub-components for Cuscatlán

Cuscatlán: Multi-Hazard Exposure

Cuscatlán ranks **10th** out of **14** on the Multi-Hazard Exposure index with a score of **0.379**. A large proportion of the population is exposed to **seismic activity** and **landslides**.

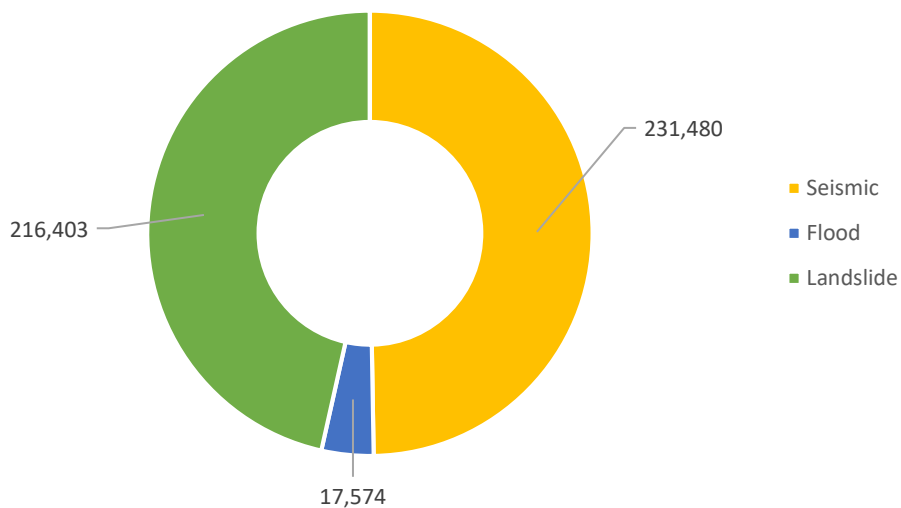


Figure 3: Raw population exposure by hazard type for Cuscatlán

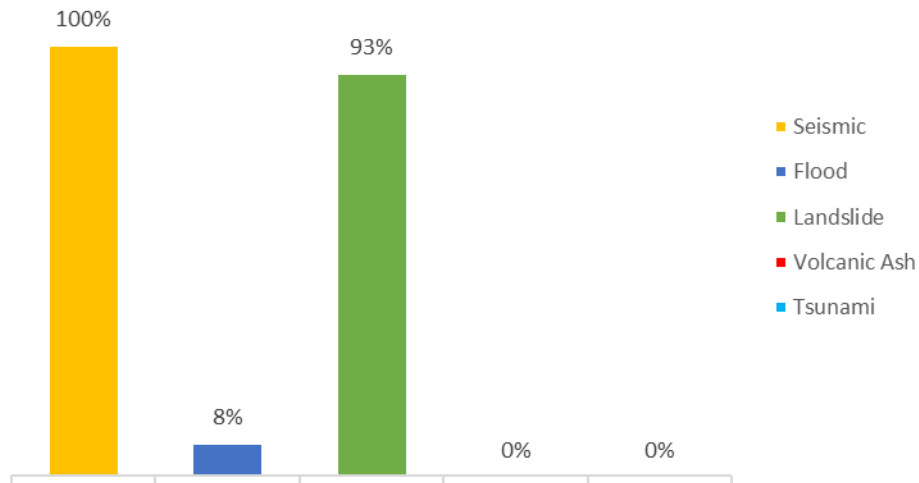


Figure 4: Percent population exposure to hazard type for Cuscatlán

Table 4. Multi-Hazard Exposure Index, Raw and Relative Exposure Index scores for Cuscatlán

Index	Cuscatlán	
	Score	Rank
Multi-Hazard Exposure	0.379	10
Sub-Components		
Raw Exposure	0.187	10
Relative Exposure	0.570	6