



ARGENTINA

FORMOSA

NDPBA PROVINCE PROFILE

ARGENTINA FORMOSA

CAPITAL: FORMOSA

Area: 75,592 km²

Formosa Province is located in the Nordeste Argentino (NEA) region of Argentina. This Province is divided into 9 Provinces, the Capital being Formosa. The Province borders Paraguay and the Provinces of Chaco and Salta. The main economic sources are agriculture and livestock.



RISK AND VULNERABILITY COMPONENT SCORE



MULTI-HAZARD RISK (MHR) - Low

Score: 0.492 • Rank: 15/24



RESILIENCE (R) - Very Low

Score: 0.385 • Rank: 23/24



MULTI-HAZARD EXPOSURE (MHE) - Very Low

Score: 0.247 • Rank: 23/24



VULNERABILITY (V) - High

Score: 0.563 • Rank: 7/24



COPING CAPACITY (CC) - Very Low

Score: 0.333 • Rank: 23/24



Population (2018)

595,129



Population in Poverty

32.5%



Illiterate population

4.1%



Access to improved water

76.8%



Average life expectancy

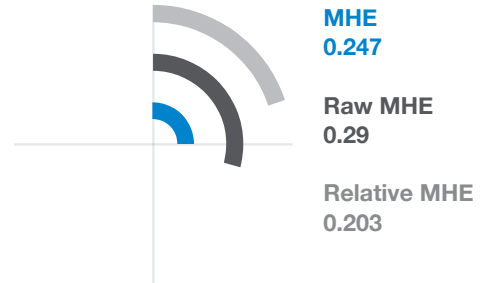
73.9 years

*For more information on data and components please visit: <https://bit.ly/2LqVoUO>

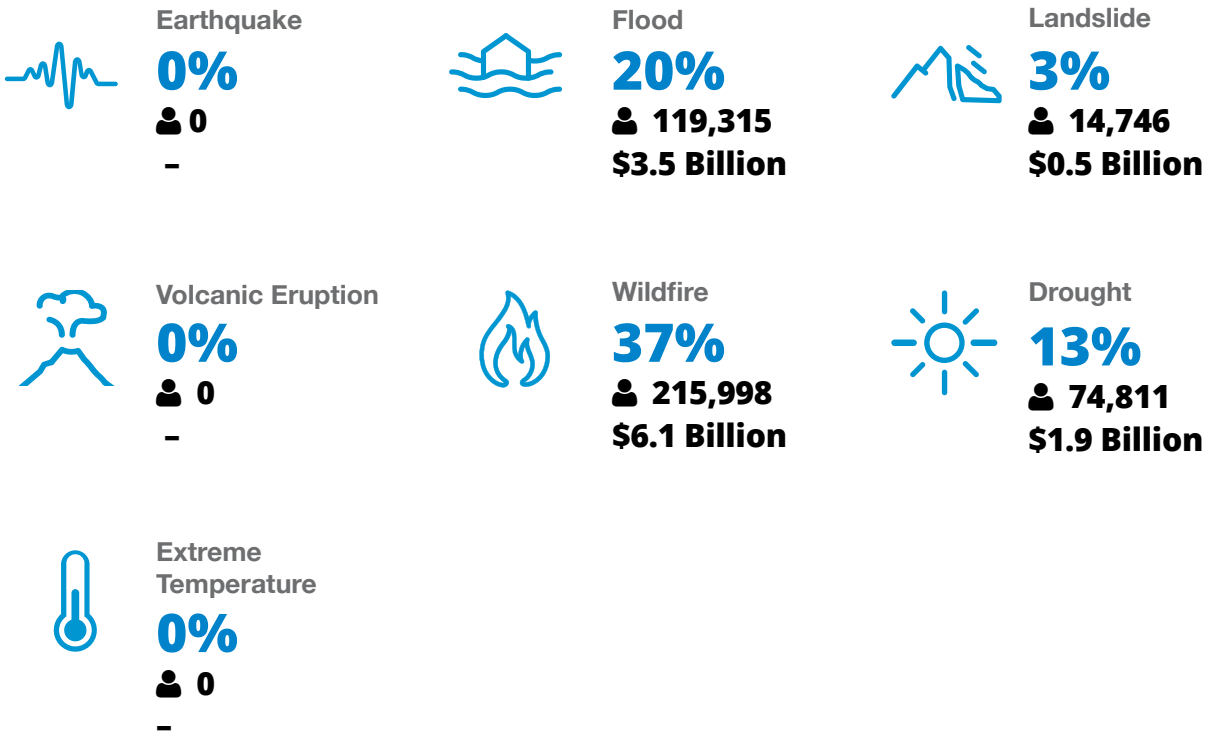


MULTI-HAZARD EXPOSURE (MHE)

RANK: 23 / 24 PROVINCES
SCORE: 0.247



ESTIMATED POPULATION AND CAPITAL EXPOSED TO EACH HAZARD:





VULNERABILITY (V)

RANK: 7 / 24 PROVINCES ASSESSED
SCORE: 0.563

Vulnerability in Formosa is primarily driven by Clean Water Access Vulnerability and Vulnerable Health Status. The bar chart indicates the socioeconomic themes contributing to the province's overall Vulnerability score.



Environmental Stress

SCORE: 0.567 RANK: 11/24 PROVINCES ASSESSED

6.4% **18.6**
 Land degradation Land affected by wildfire (per 100k ha)



Vulnerable Health Status

SCORE: 0.803 RANK: 1/24 PROVINCES ASSESSED

73.9 **15** **12.3** **14.4%** **10.6** **39.7**
 Life expectancy (years) Infant mortality rate (per 1,000 live births) Maternal mortality ratio Disability HIV incidence Tuberculosis incidence



Clean Water Vulnerability

SCORE: 0.831 RANK: 4/24 PROVINCES ASSESSED

23.2% **68.5%**
 Households without piped water Households without sewage services



Information Access Vulnerability

SCORE: 0.505 RANK: 15/24 PROVINCES ASSESSED

4.1% **79.4%** **88.1%** **3.92**
 Illiteracy Rate (Age 10+) Secondary education completion rate School enrollment Education investment per capita (million pesos)



Economic Constraints

SCORE: 0.502 RANK: 15/24 PROVINCES ASSESSED

57.7 **4.4%** **32.5%**
 Economic dependency ratio Unemployment rate Poverty rate



Gender Inequality

SCORE: 0.304 RANK: 22/24 PROVINCES ASSESSED

1.81 **51.5**
 Female to male unemployment Female judiciary seats



Population Pressures

SCORE: 0.427 RANK: 21/24 PROVINCES ASSESSED

0.9%
 Average Annual population change



COPING CAPACITY (CC)

RANK: 23 / 24 PROVINCES ASSESSED
SCORE: 0.333

Formosa exhibits weaker Coping Capacity in the areas of Energy Capacity and Disaster Management Capabilities. The bar chart indicates the socioeconomic themes contributing to the province's overall Coping Capacity score.



Economic Capacity

SCORE: 0.254 **RANK: 24/24 PROVINCES ASSESSED**

37.6 Exports per capita (USD)	0.4% Work insurance coverage	43.9 Tax distribution
---	--	---------------------------------



Governance

SCORE: 0.506 **RANK: 12/24 PROVINCES ASSESSED**

12.1 Crime prevalence	77.8% Voter participation
---------------------------------	-------------------------------------



Environmental Capacity

SCORE: 0,601 **RANK: 5/24 PROVINCES ASSESSED**

8.3% Protected area	60.9% Forest cover
-------------------------------	------------------------------



Infrastructure Capacity

SCORE: 0.336 **RANK: 19/24 PROVINCES ASSESSED**



Health Care Capacity

SCORE: 0.35 **RANK: 21/24 PROVINCES ASSESSED**

35.6 Hospital beds per 10,000 people	20.7 Physicians per 10,000 people	43.1% Health insurance coverage	9.9 Average distance to nearest hospital (km ²)
--	---	---	---



Transportation Capacity

SCORE: 0.668 **RANK: 6/24 PROVINCES ASSESSED**

0.24 Road density (km per sq. km)	13.3 Average distance to port (km)	96.8% Proportion of roads improved
---	--	--



Communications Capacity

SCORE: 0.326 **RANK: 12/24 PROVINCES ASSESSED**

39.8% Households with Internet	10.2% Television subscriptions per 100 people
--	---



Energy Capacity

SCORE: 0 **RANK: 24/24 PROVINCES ASSESSED**

91.0% Households with electricity	0.0% Households with gas
---	------------------------------------



Disaster Management Capabilities

SCORE: 0.118 **RANK: 24/24 PROVINCES ASSESSED**

95.4 Distance to fire station (km)	0.2 Shelters per 100k persons	42.5% Radiobase access
--	---	----------------------------------



RESILIENCE (R)

RANK: 23 / 24 PROVINCES
SCORE: 0.385

Formosa's score and ranking are due to High Vulnerability combined with Very Low Coping Capacity scores.

Below are the four thematic areas with the weakest relative scores:



**Clean Water
Access
Vulnerability**



**Vulnerable Health
Status**



Energy Capacity



**Disaster
Management
Capabilities**



HAZARD-SPECIFIC RISK (HSR)



Earthquake

RANK: 13 / 24 PROVINCES ASSESSED
SCORE: 0.000



Wildfire

RANK: 7 / 24 PROVINCES ASSESSED
SCORE: 0.362



Volcano

RANK: 9 / 24 PROVINCES ASSESSED
SCORE: 0.000



Flood

RANK: 2 / 24 PROVINCES ASSESSED
SCORE: 0.448



Landslide

RANK: 24 / 24 PROVINCES ASSESSED
SCORE: 0.001



Drought

RANK: 13 / 24 PROVINCES ASSESSED
SCORE: 0.227



Extreme Temperature

RANK: 14 / 24 PROVINCES ASSESSED
SCORE: 0



MULTI-HAZARD RISK (MHR)

15 / 24

RANK WITHIN PROVINCES
Score: 0.492




Formosa's score and ranking are due to Very Low Multi-hazard exposure combined with High Vulnerability and Very Low Coping Capacity scores.

Multi-hazard risk component scores compared to overall average country scores:



Multi-Hazard Exposure



DISTRICT SCORE
COUNTRY SCORE



Vulnerability



Coping Capacity



FORMOSA RECOMMENDATIONS

1

Clean Water Access Vulnerability

Twenty-three percent of homes in Formosa Province do not have access to piped water, and 69% are not connected to sewer services, resulting in the 5th highest Clean Water Vulnerability in Argentina. Invest in improved water and sanitation infrastructure to increase access to clean water and reduce health risks.

Findings indicate that Formosa Province is exposed to recurrent drought. Invest in infrastructure to promote water conservation and support farmers through training and education on drought resistant crop varieties and farming practices to reduce water stress and drought impacts.

Formosa Province is also exposed to recurrent flooding. Educate and build preparedness among exposed communities on potential impacts of floods on fresh water and sanitation systems. Replace dated and unimproved water and sanitation infrastructure to reduce potential impacts and increase resilience.

2

Vulnerable Health Status

Findings show that Formosa Province has the highest overall Vulnerable Health Status in Argentina. The Province exhibits both the highest infant mortality rate (15 per 1,000 live births) and the highest maternal mortality ratio (12 per 100,000 live births), coupled with a high incidence of infectious disease.

Continue active health surveillance to prevent the spread of disease and increase availability of skilled health care.

Focus on attracting additional resources to support maternal and infant health care in rural and vulnerable regions of the Province.

FORMOSA RECOMMENDATIONS

3

Energy Capacity

Formosa Province ranks lowest in overall Energy Capacity, with 91% of households reporting connection to the electricity network, and 0 households connected to the natural gas network. Focus development programs on increasing energy capacity by establishing sustainable power generation in underserved communities and extending the existing transmission and distribution network.

4

Disaster Management Capabilities

Focus on building community and volunteer fire and emergency response corps. Identify government or external resources to conduct emergency services training and conduct Province-level exercise on a regular basis.

Establish designated emergency shelters. Coordinate with the Argentine Red Cross to provide shelter management training for community volunteer and provincial staff.

**Better solutions.
Fewer disasters.**

Safer world.

**1305 N Holocono Street
Suite 2, Kihei, HI 96753**

**P: (808) 891-0525
F: (808) 891-0526**



@PDC_Global



/PDCGlobal



www.pdc.prg



ndpba.arg@pdc.org