








-  Kilauea Volcano
-  Epicenter

Building Damage by Count

-  < 4
-  4 - 27
-  28 - 74
-  75 - 500
-  510 - 940

Building Damage Count

Affected	2,524
Minor	219
Major	27
Destroyed	2
Total	2,772

